

Planar Combination Antenna C60CPW_WP

Double WLAN 2400 MHz + GPS passive

Window Mount



- **Adhesive bonding antenna waterproof IP68, appropriate to mount the antenna outside**
- **No changes and modifications on the body**
- **Our products are RoHS- and REACH-conform**



Technical Data

WLAN

Frequency Range	2400 MHz
VSWR*	< 2.0 typ.
Peak Gain*	+4 dBi typ. (WLAN 3) 0 dBi typ. (WLAN 1)

Power max. 10 W

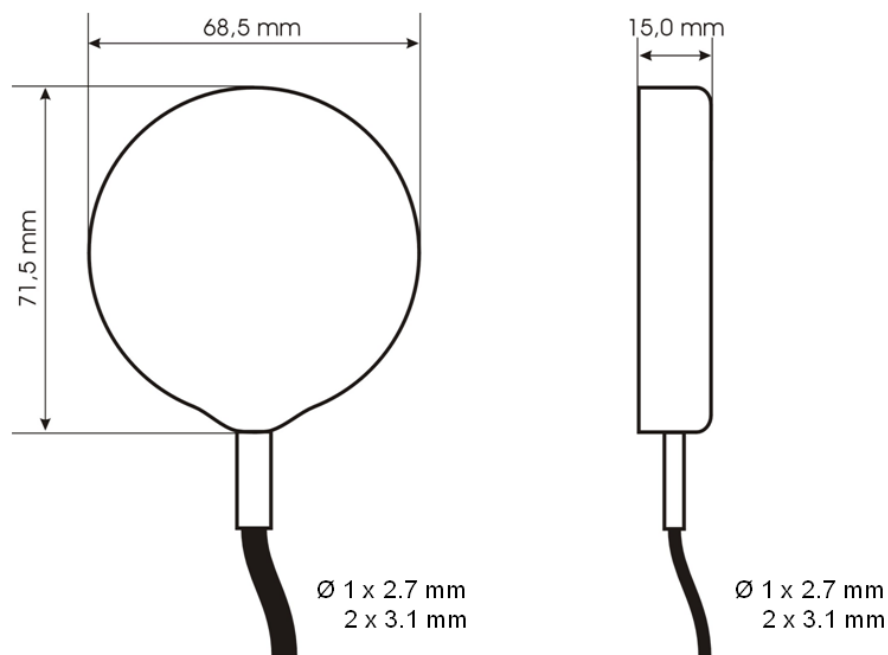
GPS

Frequency	1575.42 MHz
VSWR	1.5 typ.
Peak Gain	0 dBi typ.

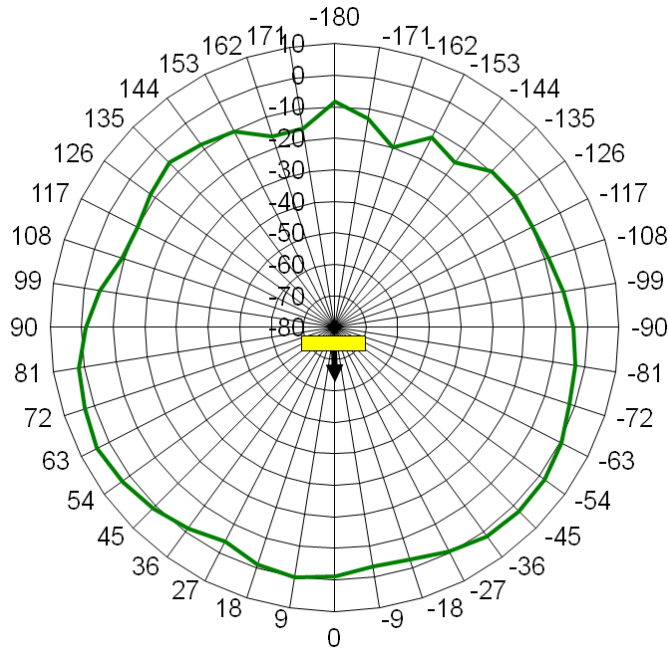
* Measured with 0.6m cable on 30x30cm glass pane

Mechanical Data

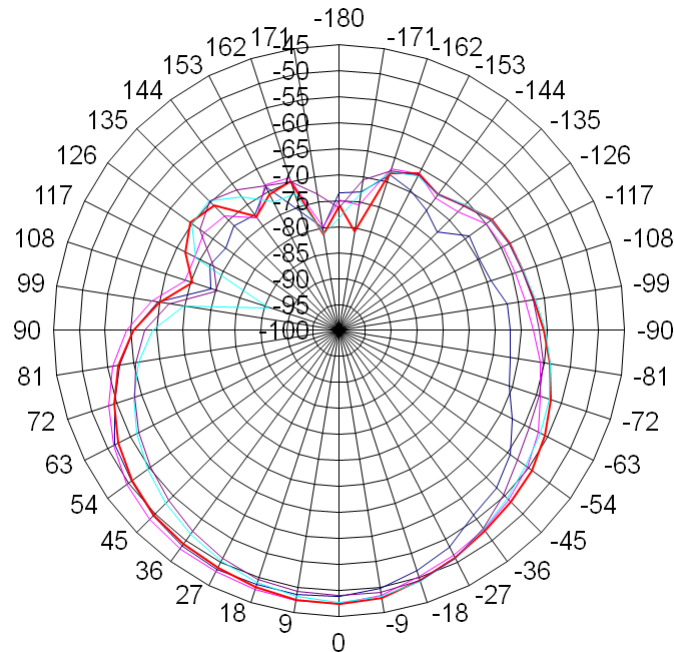
Dimensions (ØxH)	ca. 70 mm x 15 mm
Temperature Range	-40°C to +85°C (operating temperature)
Connection (Standard)	ca. 3m connecting cable RG174 low loss with WLAN/SMA(m); ca. 3m connecting cable RG174 with GPS/SMA(m) Other cablelengths and connectors see ordering example and connector list in Internet



Radiation diagram (typ.)*



WLAN 3 2400 MHz
Peak Gain: +4 dBi



WLAN 1 2400 MHz
Peak Gain: 0 dBi

* Measured with 0.6m cable on 30x30cm ground plane

Accreditation

<input type="checkbox"/>	E-Code	e 13 02 1510	high gain (A)
<input type="checkbox"/>	E-Code	e 13 02 1509	low gain (L)
<input type="checkbox"/>	E-Code	e 13 03 6371	low current (V)

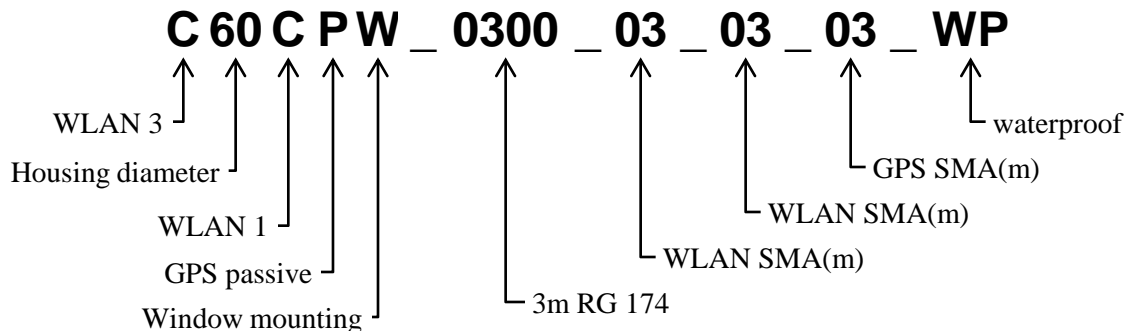
Mounting Instructions

- To avoid mechanical stress the antenna should not be attached on doors or flaps.
- No extra ground planes are necessary for this antenna (ground plane inside).
- The Operation of the antenna is only guaranteed by installation with the delivered sticker.
- Mountable on all clean, smooth and stainless surfaces.
- Mountable on glass and non-metallic materials.
- Don't stick the antenna under +10°C to get an optimal adhesion of the sticker.
- Clean seating nonfat before sticking by using the delivered cleaning cloth
- First remove protection foil on one side of the sticker and stick it on the seating, avoid formation of bubbles.
- Now the other protection foil has to be removed from the sticker. Stick the antenna on with it's level side and advantage direction (cable pointing below) and apply sufficient pressure.

Delivery includes: Sticker; cleaning cloth with isopropanol

Important: Before sticking please test the adhesive bonding possibility of the material!

Ordering example



Warranty

The lawful warranty conditions apply.