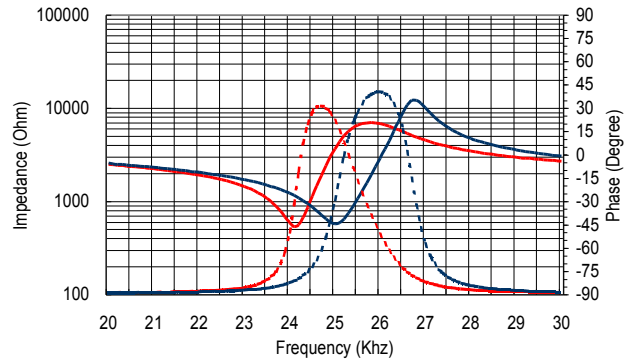




Impedance/Phase Angle vs. Frequency

Tested under 1Vrms Oscillation Level.

250SR160 Impedance —————
 250SR160 Phase - - - - -
 250ST160 Impedance —————
 250ST160 Phase - - - - -



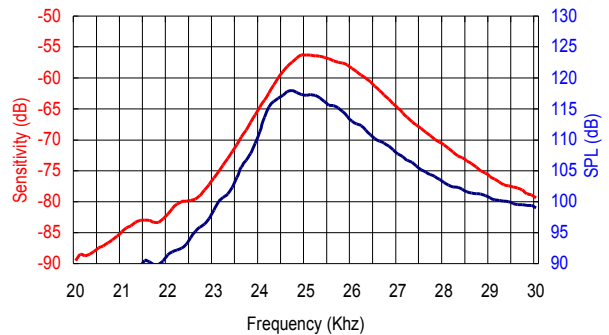
Specification

250ST160	Transmitter
250SR160	Receiver
Center Frequency	25.0±1.0KHz
Bandwidth (-6dB)	250ST180 2.0KHz 250SR180 2.0KHz
Transmitting Sound Pressure Level at 25.0KHz; 0dB re 0.0002µbar per 10Vrms at 30cm	112dB min.
Receiving Sensitivity at 25.0KHz 0dB = 1 volt/µbar	-62dB min.
Capacitance at 1KHz ±20%	2400 pF
Max. Driving Voltage (cont.)	20Vrms
Total Beam Angle -6dB	85° typical
Operation Temperature	-30 to 70°C
Storage Temperature	-40 to 80°C

All specification taken typical at 25°C
 Closer frequency tolerance can be supplied upon request.

Sensitivity/Sound Pressure Level

Tested under 10Vrms @30cm

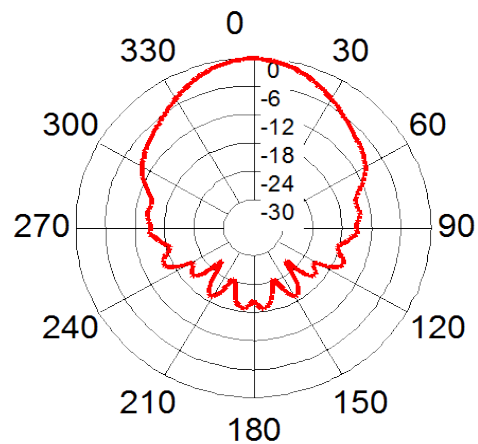


Model available:

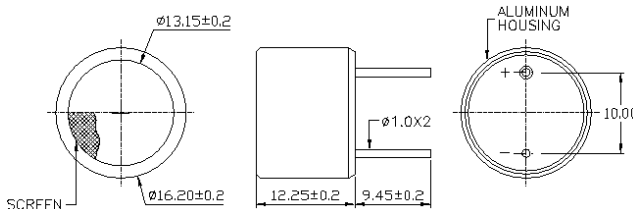
1	250ST/R160	Aluminum Housing
2	250ST/R16B	Black Al. Housing
3	250ST/R16P	Plastic Housing

Beam Angle

Tested at 25.0KHz frequency



Dimensions: dimensions are in mm

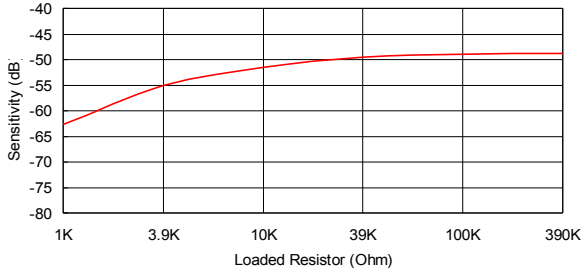


S. Square Enterprise Company Limited
Pro-Wave Electronics Corporation

[Http://www.pro-wave.com.tw](http://www.pro-wave.com.tw) ; E-mail: sales@pro-wave.com.tw ; Tel: 886-2-22465101 ; Fax: 886-2-22465105

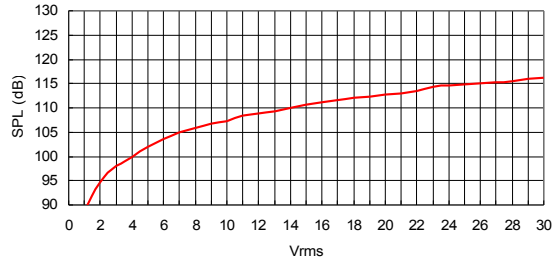
250SR160 Receiver

Sensitivity Variation vs. Loaded Resistor

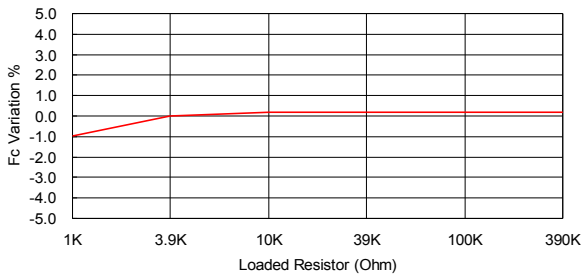


250ST160 Transmitter

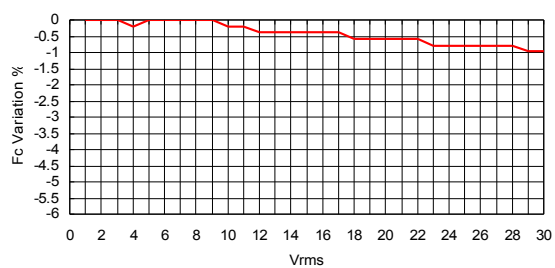
SPL Variation vs. Driving Voltage



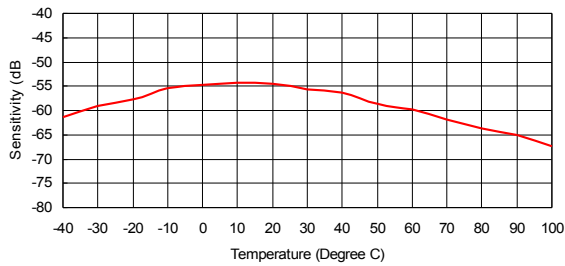
Center Frequency Shift vs. Loaded Resistor



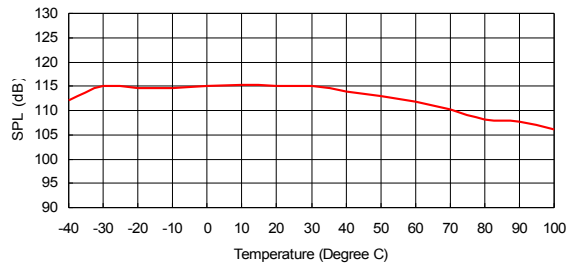
Center Frequency Shift vs. Driving Voltage



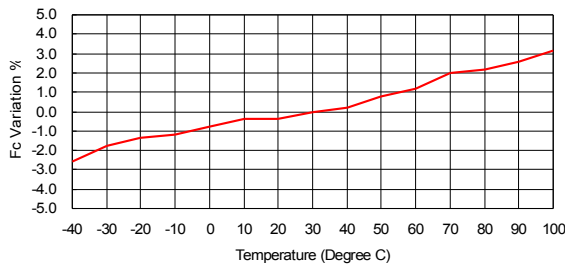
Sensitivity Variation vs. Temperature



SPL Variation vs. Temperature



Center Frequency Shift vs. Temperature



Center Frequency Shift vs. Temperature

