

Planar Combination Antenna C70XPR

WLAN 2400 MHz + GPS passive

Roof Mount



- **Waterproof TÜV passed IP69K mounted**
- **Antenna available in black, white and blue other colours on demand**
- **Our products are RoHS- and REACH-conform**



Technical Data

WLAN

Frequency Range	2400 MHz
VSWR*	< 2.0 typ.
Peak Gain*	+6 dBi typ.

GPS

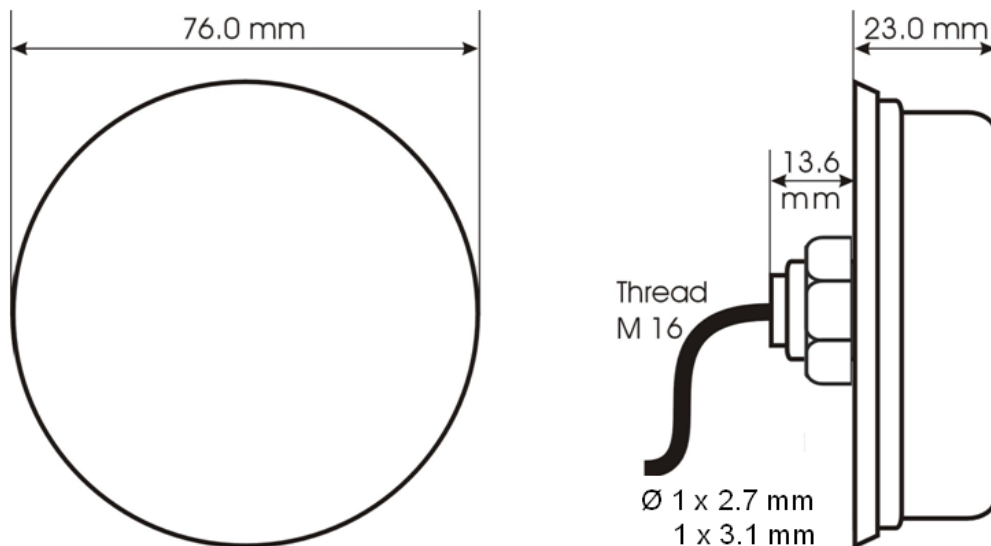
Frequency	1575.42 MHz
VSWR	1.5 typ.
Peak Gain	0 dBi typ.

Power max. 10 W

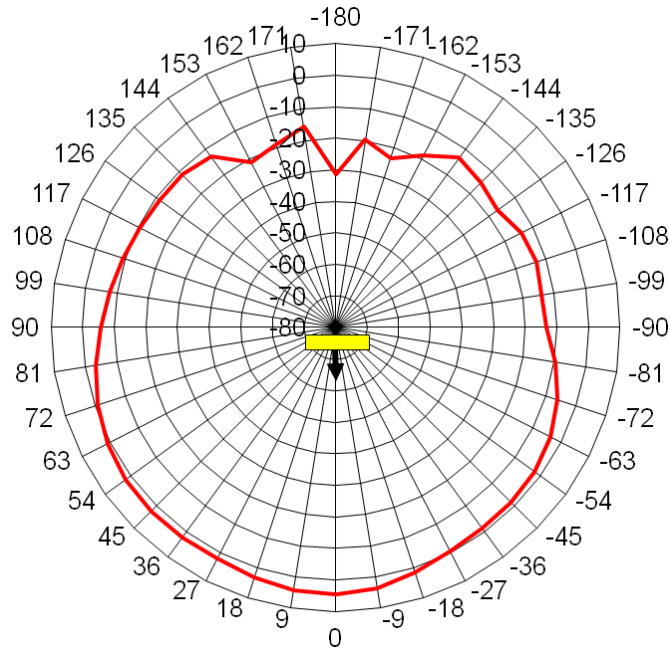
* Measured with 0.6m cable on 30x30cm ground plane

Mechanical Data

Dimensions (ØxH)	ca. 76 mm x 21 mm
Temperature Range	-40°C to +85°C (operating temperature)
Connection (Standard)	ca. 3m connecting cable RG174 low loss with WLAN/SMA(m); ca. 3m connecting cable RG174 with GPS/SMA(m) Other cablelengths and connectors see ordering example and connector list in Internet



Radiation diagram (typ.)*



WLAN 2400 MHz
Peak Gain: +6 dBi

* Measured with 0.6m cable on 30x30cm ground plane

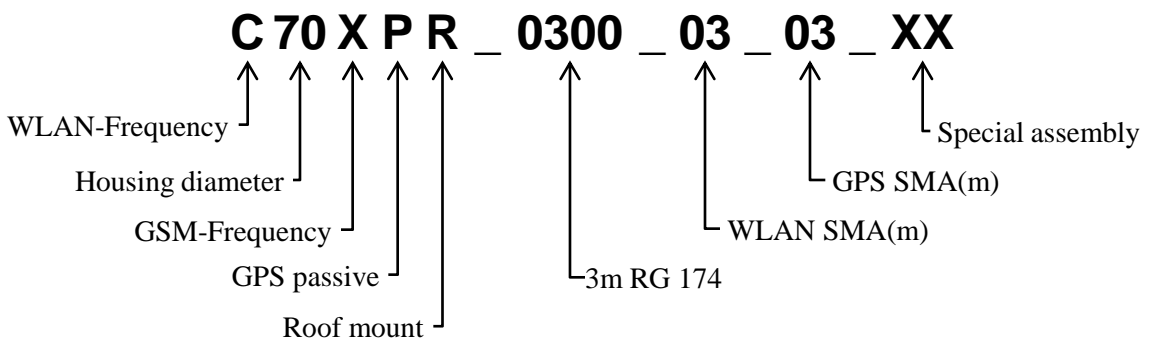
Accrediation

<input type="checkbox"/>	E-Code	e 13 02 1510	high gain (A)
<input type="checkbox"/>	E-Code	e 13 02 1509	low gain (L)
<input type="checkbox"/>	E-Code	e 13 03 6371	low current (V)

Mounting Instructions

- No extra ground planes are necessary for this antenna (ground plane inside).
- Mountable on all clean, smooth and rust free surfaces.
- Tightening torque on M16 nut is min. 4Nm to max. 6Nm
- Mounting bore hole is Ø 16mm (+2mm/-0mm)
- Alternatively the bottom is available as aluminum diecast with tightening torque 12 Nm to max. 15 Nm (AL).
- Mounting on a separate support possible, if the cable entrance is watertide.
- Antenna available with waterproof cable entrance (PW or AW).

Ordering example



Warranty

The lawful warranty conditions apply.