

## Planar Combination Antenna F60XFD

Double WLAN 2400/5300 MHz

Desk Mount



- **No changes and modifications on the body**
- **Mounting by adhesive bonding possible on non-metallic surfaces (adhesive bonding antenna)**
- **Our products are RoHS- and REACH-conform**



## Technical Data

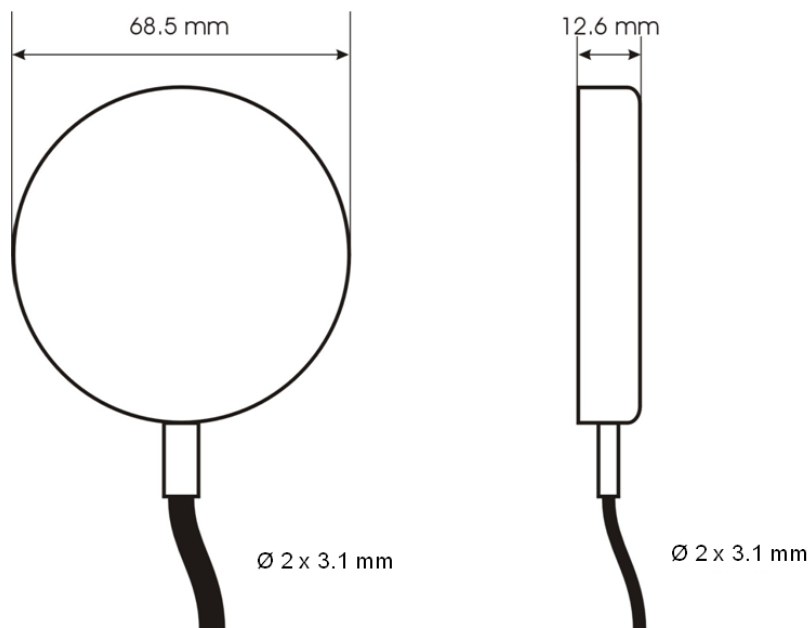
### WLAN

Frequency Range	2400/5300 MHz
VSWR*	< 2.0 typ.
Peak Gain*	+4 dBi typ. (2400 MHz WLAN 2) +1 dBi typ. (5300 MHz WLAN 2) +4 dBi typ. (2400 MHz WLAN 3) +1 dBi typ. (5300 MHz WLAN 3)
Power max.	10 W

\* Measured with 0.6m cable on 30x30cm ground plane

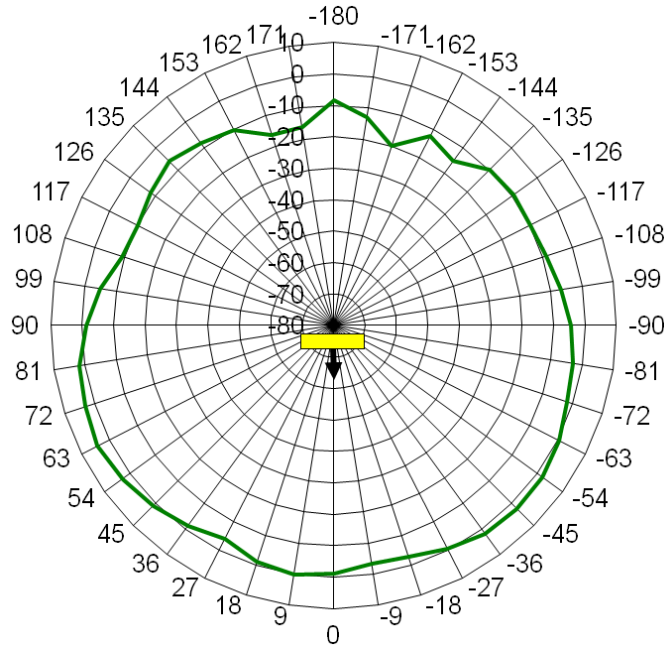
## Mechanical Data

Dimensions (ØxH)	ca. 68 mm x 12 mm
Temperature Range	-40°C to +85°C (operating temperature)
Connection (Standard)	ca. 3m connecting cable RG174 low loss with WLAN/SMA(m) Other cablelengths and connectors see ordering example and connector list in Internet

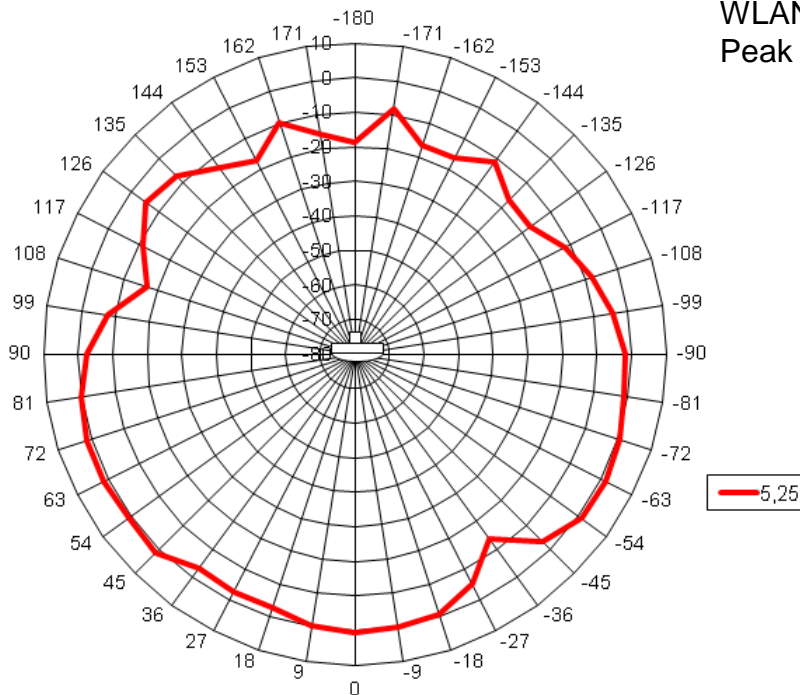


**Radiation diagram (typ.)\***

WLAN 3 2400 MHz  
Peak Gain: +4 dBi

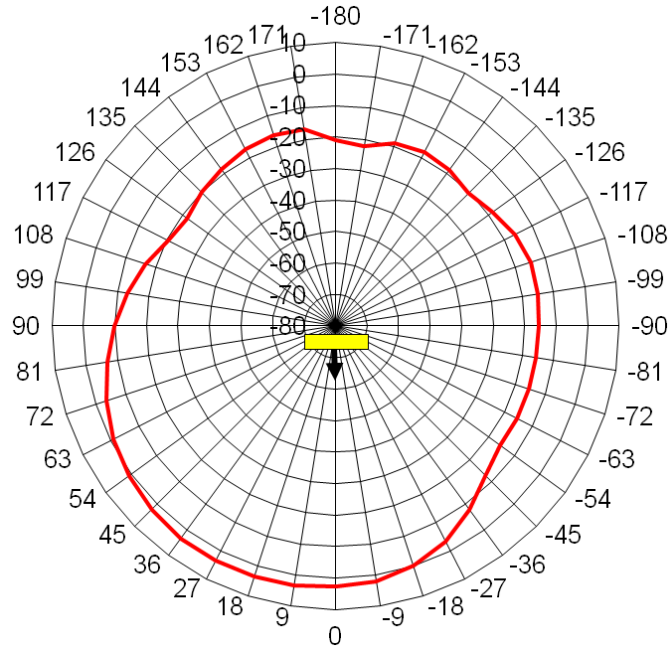


WLAN 3 5300 MHz  
Peak Gain: +1 dBi

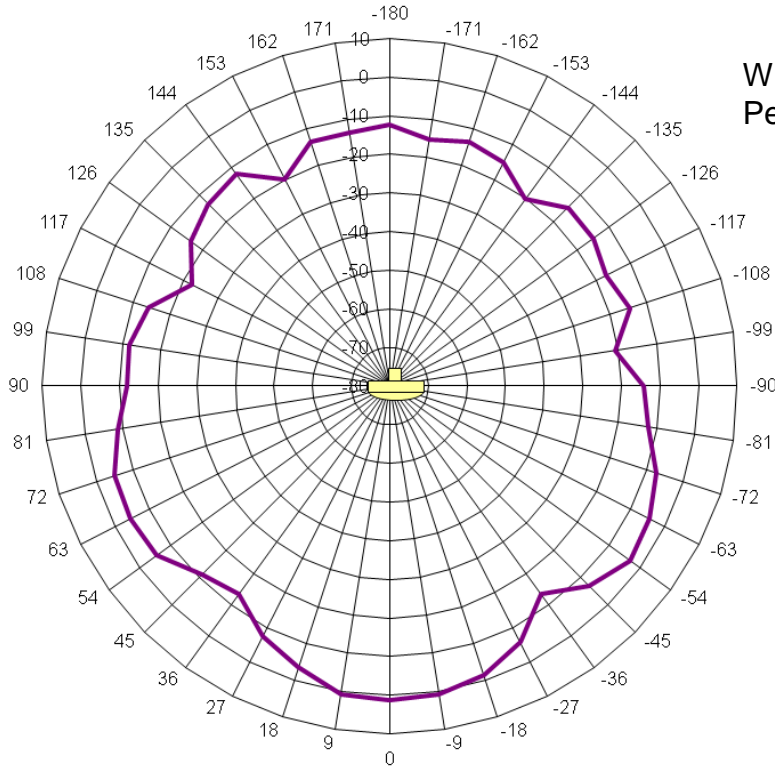


\* Measured with 0.6m cable on 30x30cm ground plane

**Radiation diagram (typ.)\***



WLAN 2 2400 MHz  
Peak Gain: +4 dBi



WLAN 2 5300 MHz  
Peak Gain: +1 dBi

\* Measured with 0.6m cable on 30x30cm ground plane

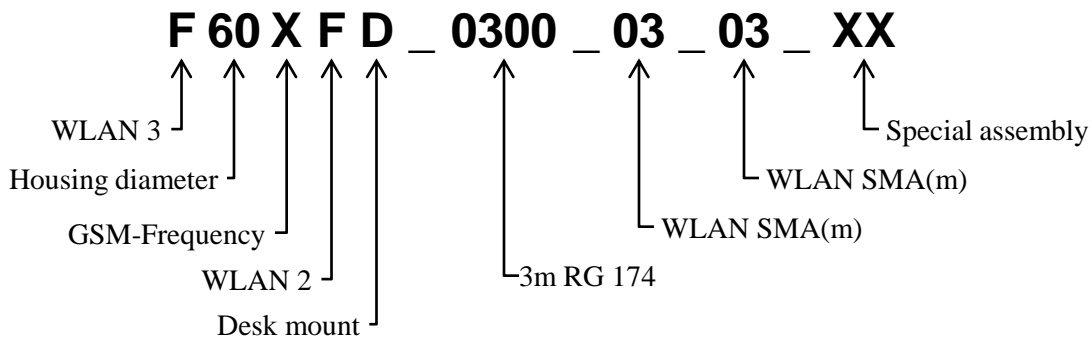
## Mounting Instructions

- To avoid mechanical stress the antenna should not be attached on doors or flaps.
- No extra ground planes are necessary for this antenna (ground plane inside).
- Mountable on all clean, smooth and stainless surfaces.
- Don't stick the antenna under +10°C to get an optimal adhesion of the sticker.
- Clean seating nonfat before sticking by using the delivered cleaning cloth.
- First remove protection foil on one side of the sticker and stick it on the seating, avoid formation of bubbles.
- Now the other protection foil has to be removed from the sticker. Stick the antenna on with it's level side and advantage direction (cable pointing below) and apply sufficient pressure.

**Delivery includes:** Sticker; cleaning cloth with isopropanol

**Important:** Before sticking please test the adhesive bonding possibility of the material!

## Ordering example



## Warranty

The lawful warranty conditions apply.