

## Planar Combination Antenna K60EPD\_WP

GSM 900 / 1800 MHz + GPS passive

Desk Mount



- **Adhesive bonding antenna waterproof IP68, appropriate to mount the antenna outside**
- **No changes and modifications on the body**
- **Our products are RoHS- and REACH-conform**



## Technical Data

### GSM

Frequency Range	900/1800 MHz
VSWR*	< 2.0
Peak Gain*	+2 dBi typ. (900 MHz) -1 dBi typ. (1800 MHz)

Power max. 10 W

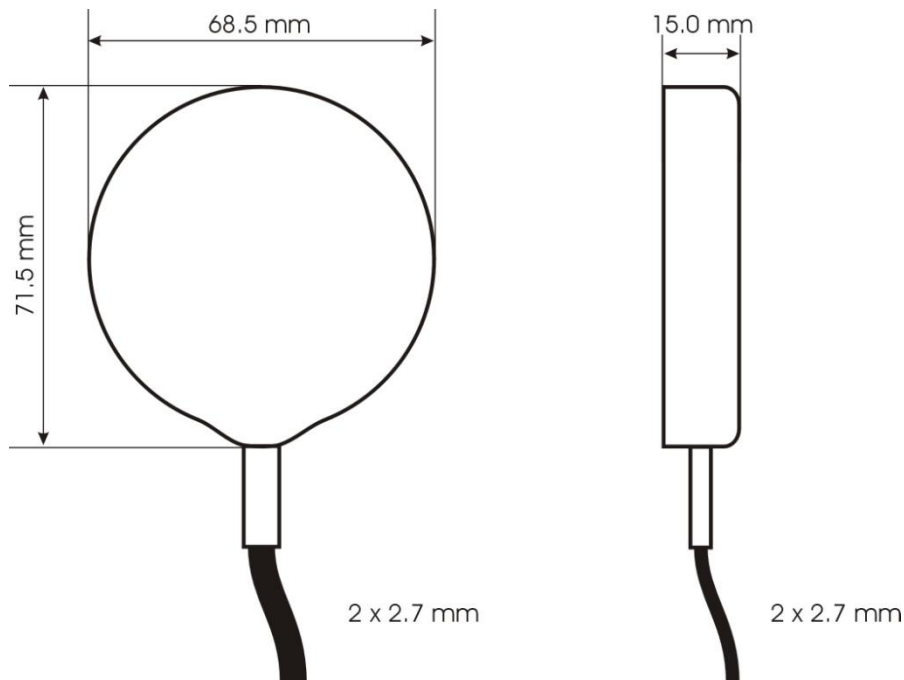
### GPS

Frequency	1575.42 MHz
VSWR	1.5 typ.
Peak Gain	0 dBi typ.

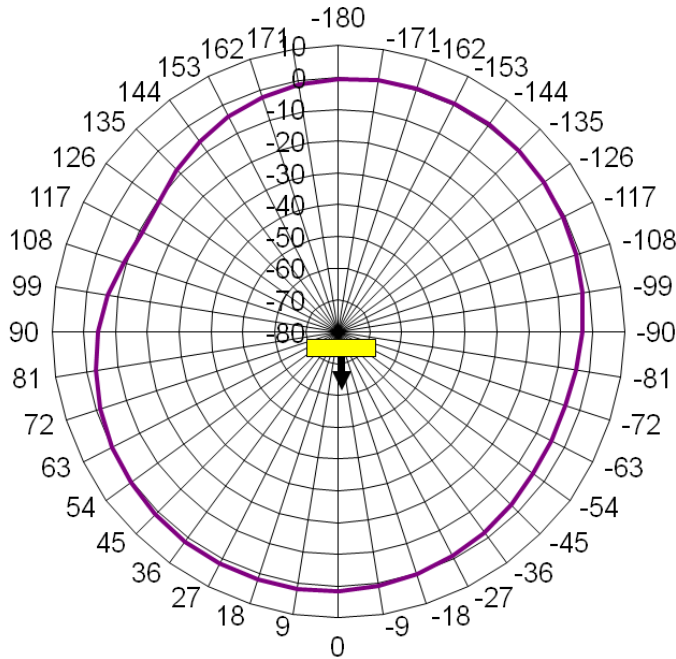
\* Measured with 0.6m cable on 30x30cm ground plane

## Mechanical Data

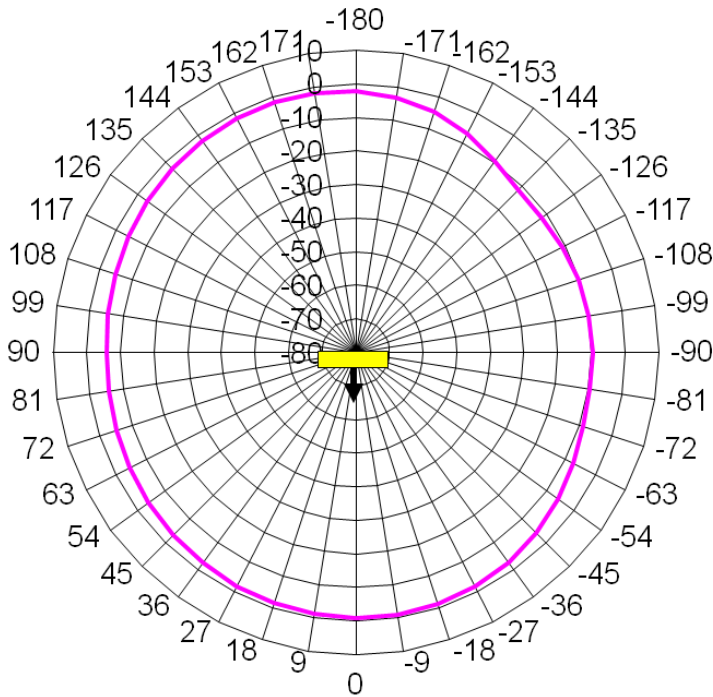
Dimensions (ØxH)	ca. 70 mm x 15 mm
Temperature Range	-40°C to +85°C (operating temperature)
Connection (Standard)	ca. 3m connecting cable RG174 with GSM/FME(f); GPS/SMA(m) Other cablelengths and connectors see ordering example and connector list in Internet



**Radiation diagram (typ.)\***



GSM 900 MHz  
Peak Gain: +2 dBi



GSM 1800 MHz  
Peak Gain: -1 dBi

\* Measured with 0.6m cable on 30x30cm ground plane

### Accreditation

<input type="checkbox"/>	E-Code	<b>e 13 02 1510</b>	high gain (A)
<input type="checkbox"/>	E-Code	<b>e 13 02 1509</b>	low gain (L)
<input type="checkbox"/>	E-Code	<b>e 13 03 6371</b>	low current (V)

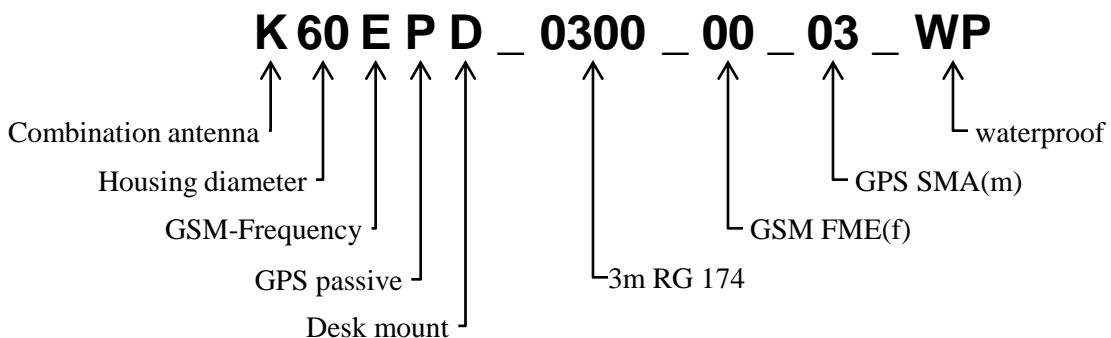
### Mounting Instructions

- To avoid mechanical stress the antenna should not be attached on doors or flaps.
- No extra ground planes are necessary for this antenna (ground plane inside).
- Mountable on all clean, smooth and stainless surfaces.
- Don't stick the antenna under +10°C to get an optimal adhesion of the sticker.
- Clean seating nonfat before sticking by using the delivered cleaning cloth
- First remove protection foil on one side of the sticker and stick it on the seating, avoid formation of bubbles.
- Now the other protection foil has to be removed from the sticker. Stick the antenna on with it's level side and advantage direction (cable pointing below) and apply sufficient pressure.

**Delivery includes:** Sticker; cleaning cloth with isopropanol

**Important:** Before sticking please test the adhesive bonding possibility of the material!

### Ordering example



### Warranty

The lawful warranty conditions apply.