

Planar Combination Antenna K60EVD

GSM 900 / 1800 MHz + GPS low current

Desk Mount



- **No changes and modifications on the body**
- **Mounting by adhesive bonding possible on non-metallic surfaces (adhesive bonding antenna)**
- **Our products are RoHS- and REACH-conform**



Technical Data

GSM

Frequency Range	900/1800 MHz
VSWR*	< 2.0
Peak Gain*	+2 dBi typ. (900 MHz) -1 dBi typ. (1800 MHz)

Power max. 10 W

GPS

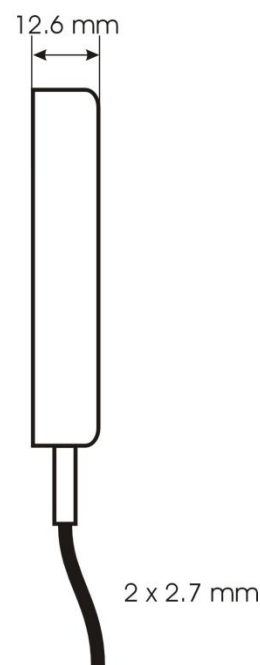
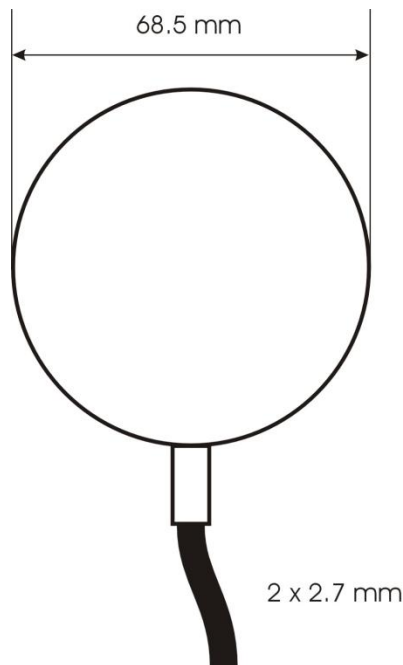
Frequency	1575.42 MHz
VSWR	1.5 typ.
Peak Gain	18 dBi typ.
Power Supply	3V ±10%; 4mA typ.

V _{DD} max.	4.0V
Input Power max.	+10dBm
Current max.	4.5mA

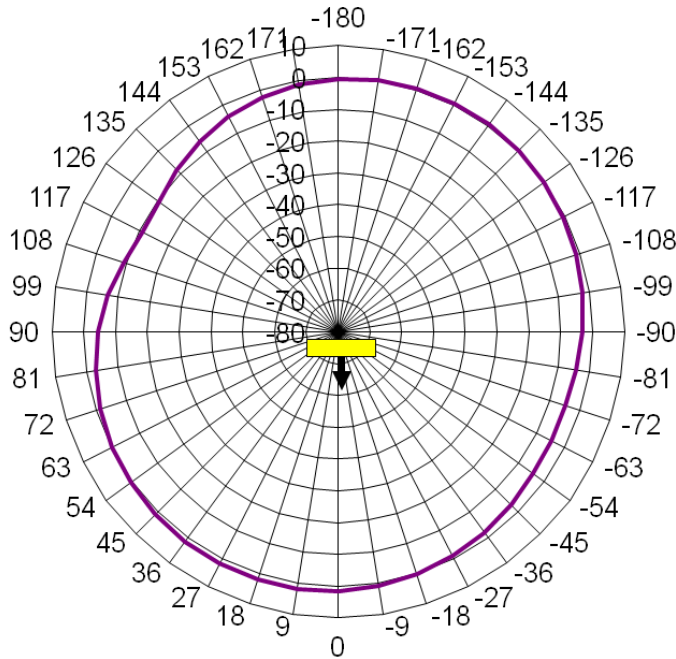
* Measured with 0.6m cable on 30x30cm ground plane

Mechanical Data

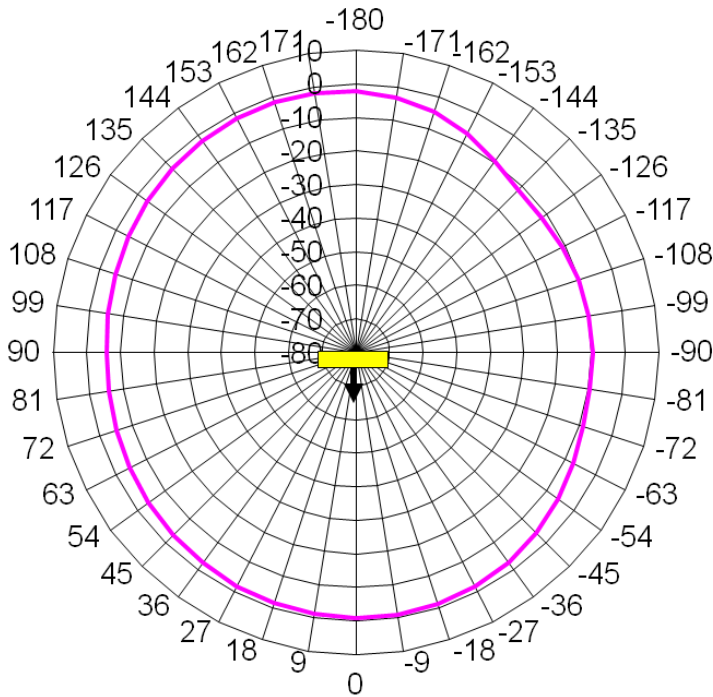
Dimensions (ØxH)	ca. 68 mm x 12 mm
Temperature Range	-40°C to +85°C (operating temperature)
Connection (Standard)	ca. 3m connecting cable RG174 with GSM/FME(f); GPS/SMA(m) Other cablelengths and connectors see ordering example and connector list in Internet



Radiation diagram (typ.)*



GSM 900 MHz
Peak Gain: +2 dBi



GSM 1800 MHz
Peak Gain: -1 dBi

* Measured with 0.6m cable on 30x30cm ground plane

Accreditation

<input type="checkbox"/>	E-Code	e 13 02 1510	high gain (A)
<input type="checkbox"/>	E-Code	e 13 02 1509	low gain (L)
<input checked="" type="checkbox"/>	E-Code	e 13 03 6371	low current (V)

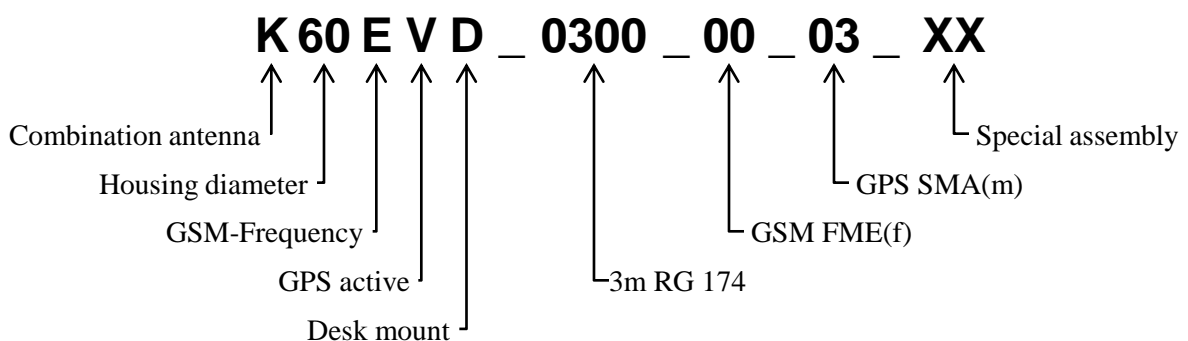
Mounting Instructions

- To avoid mechanical stress the antenna should not be attached on doors or flaps.
- No extra ground planes are necessary for this antenna (ground plane inside).
- Mountable on all clean, smooth and stainless surfaces.
- Don't stick the antenna under +10°C to get an optimal adhesion of the sticker.
- Clean seating nonfat before sticking by using the delivered cleaning cloth
- First remove protection foil on one side of the sticker and stick it on the seating, avoid formation of bubbles.
- Now the other protection foil has to be removed from the sticker. Stick the antenna on with it's level side and advantage direction (cable pointing below) and apply sufficient pressure.

Delivery includes: Sticker; cleaning cloth with isopropanol

Important: Before sticking please test the adhesive bonding possibility of the material!

Ordering example



Warranty

The lawful warranty conditions apply.