

## Planar Combination Antenna K60ZFM

Magnet Mount

GSM 850/900/1800/1900 MHz + UMTS + WLAN 2400/5300 MHz



- **Including 868 MHz – services and DECT**
- **Magnet mounting antenna waterproof IP68**
- **3 Neodym magnets for optimal fixing**
- **Our products are RoHS- and REACH-conform**



## Technical Data

### GSM

Frequency Range	850/900/1800/1900 + 2100 MHz
VSWR*	< 2.0 typ.
Peak Gain*	+1 dBi typ. (900 MHz) +3 dBi typ. (1800 MHz) +4 dBi typ. (2100 MHz)
Power max.	10 W
Diagnostic resistor	10 kΩ (others on request)

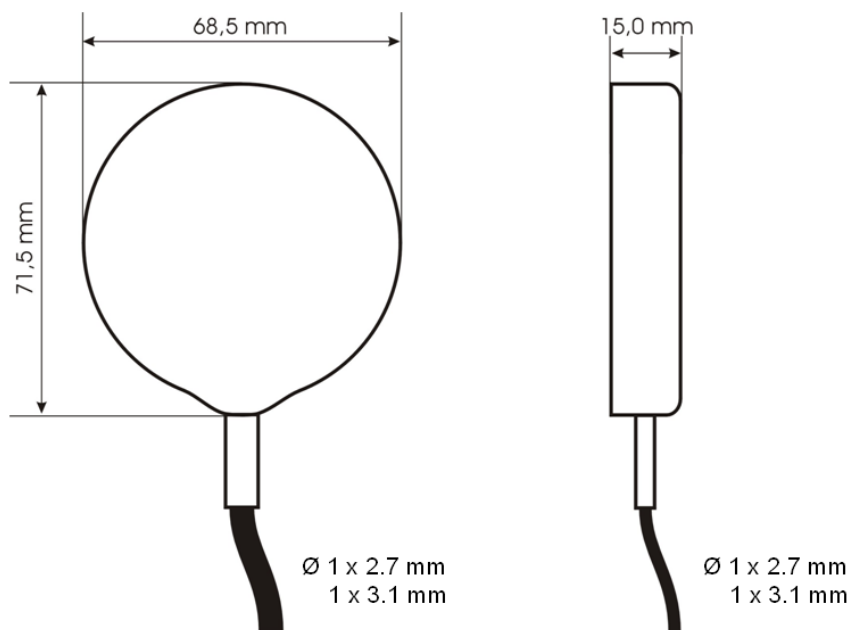
### WLAN

Frequency Range	2400/5300 MHz
VSWR*	< 2.0 typ.
Peak Gain*	+4 dBi typ. (2400 MHz) +1 dBi typ. (5300 MHz)
Power max.	10 W

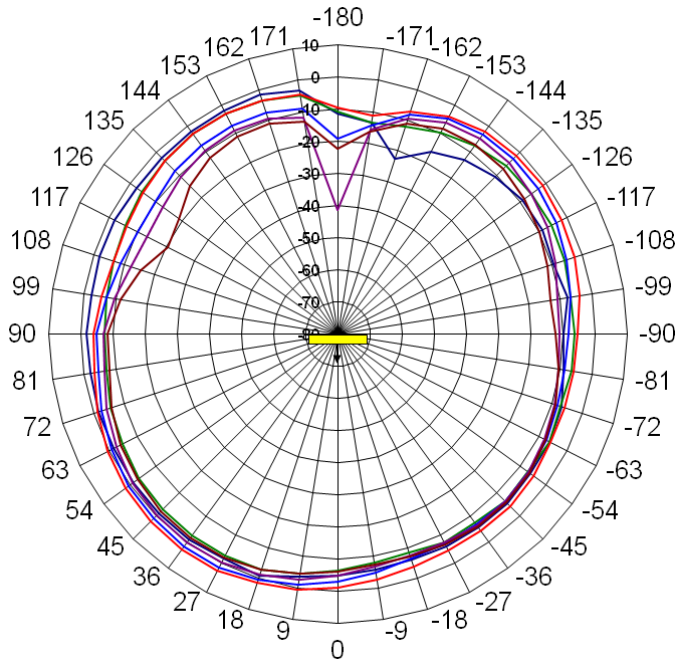
\* Measured with 0.6m cable on 30x30cm ground plane

## Mechanical Data

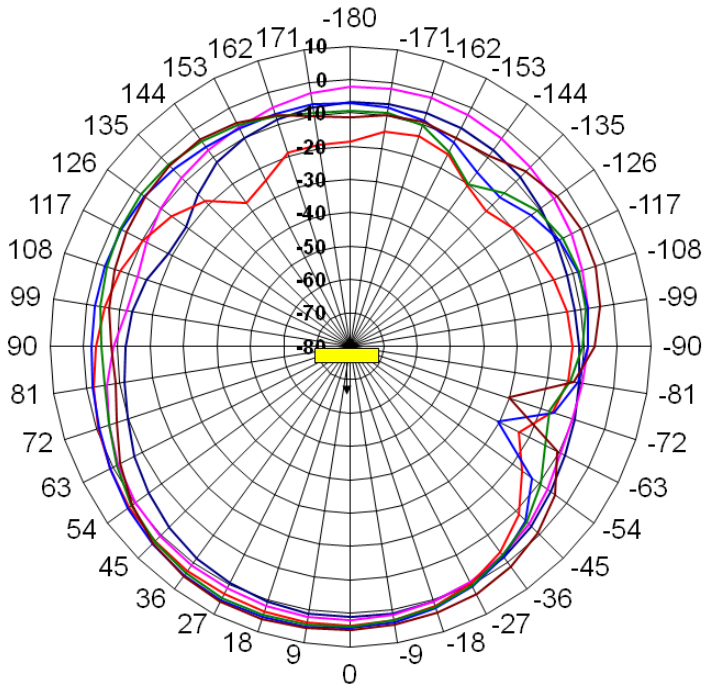

Dimensions (ØxH)	ca. 70 mm x 15 mm
Temperature Range	-40°C to +85°C (operating temperature)
Connection (Standard)	ca. 3m connecting cable RG174 with GSM/FME(f); ca. 3m connecting cable RG174 low loss with WLAN/SMA(m) Other cablelengths and connectors see ordering example and connector list in Internet




**Radiation diagram (typ.)\***



**GSM 900 MHz**  
Peak Gain: +1 dBi



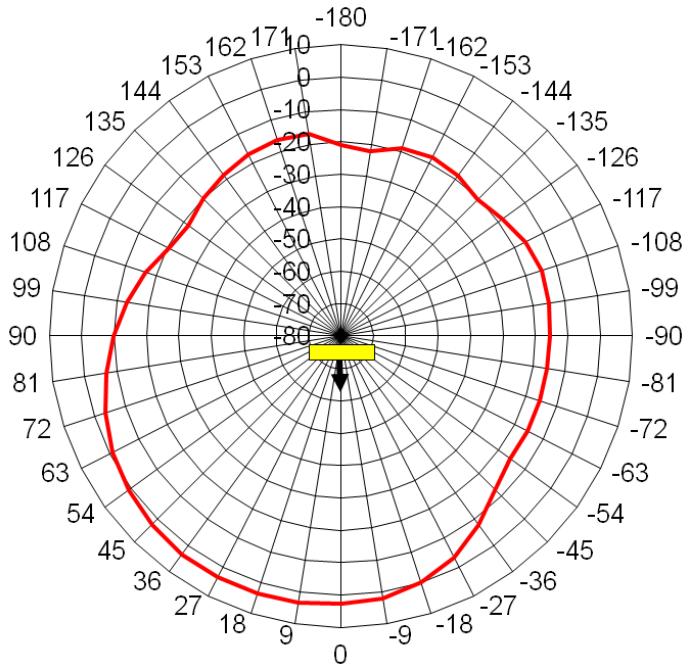
**GSM 1800 MHz**  
Peak Gain: +3 dBi



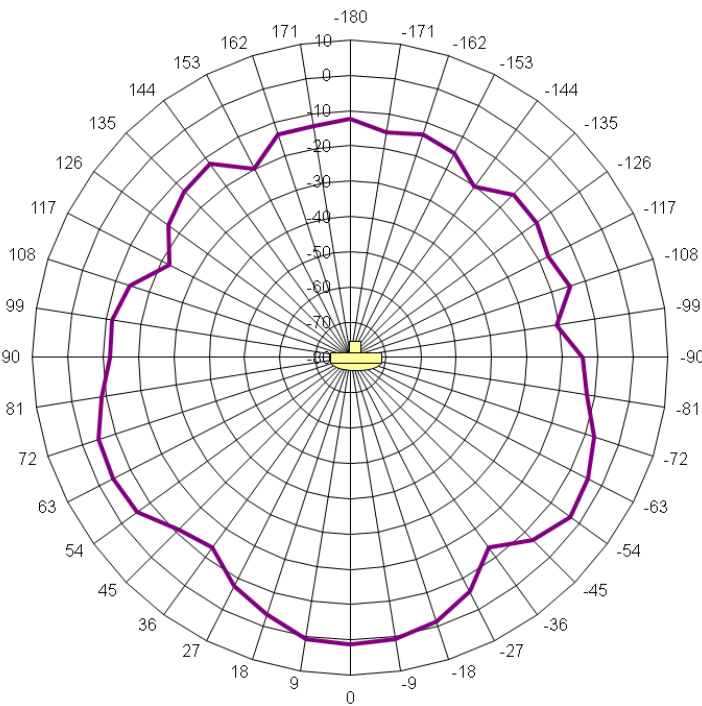
**GSM 2100 MHz**  
Peak Gain: +4 dBi

\* Measured with 0.6m cable on 30x30cm ground plane

**Radiation diagram (typ.)\***



WLAN 2400 MHz  
Peak Gain: +4 dBi



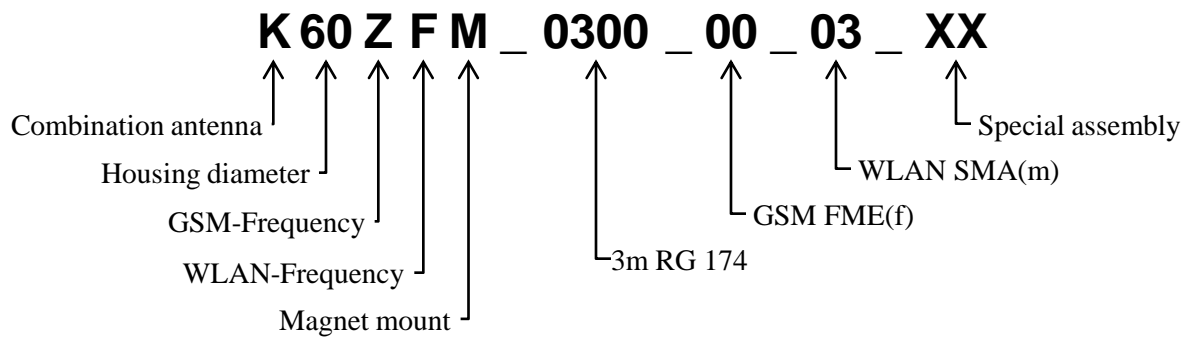
WLAN 5300 MHz  
Peak Gain: +1 dBi

\* Measured with 0.6m cable on 30x30cm ground plane

## Mounting Instructions

- To avoid mechanical stress the antenna should not be attached on doors or flaps.
- No extra ground planes are necessary for this antenna (ground plane inside).
- Mountable on all clean, smooth, stainless and magnetisable surfaces.

## Ordering example



## Warranty

The lawful warranty conditions apply.