


Planar Mobile Communications Antenna M30ZXO

GSM 850 / 900 / 1800 / 1900 MHz + UMTS

Without Housing



- **Antenna for housing assembly**
- **Mounting by adhesive bonding possible on non-metallic surfaces (adhesive bonding antenna)**
- **Including 868 MHz – services and DECT**
- **Our products are RoHS- and REACH-conform**



Technical Data

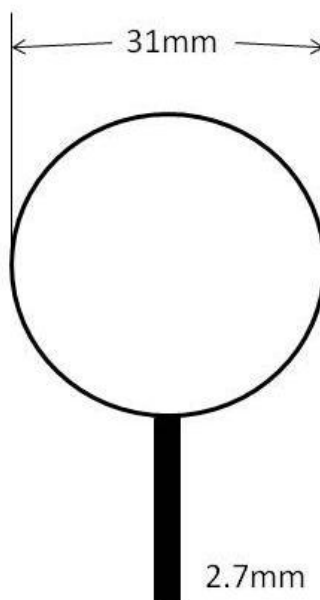
GSM

Frequency Range	850/900/1800/1900 + 2100 MHz
VSWR*	< 2.0 typ.
Peak Gain*	-1 dBi typ. (900 MHz) -4 dBi typ. (1800 MHz) -4 dBi typ. (2100 MHz)
Power max.	10 W

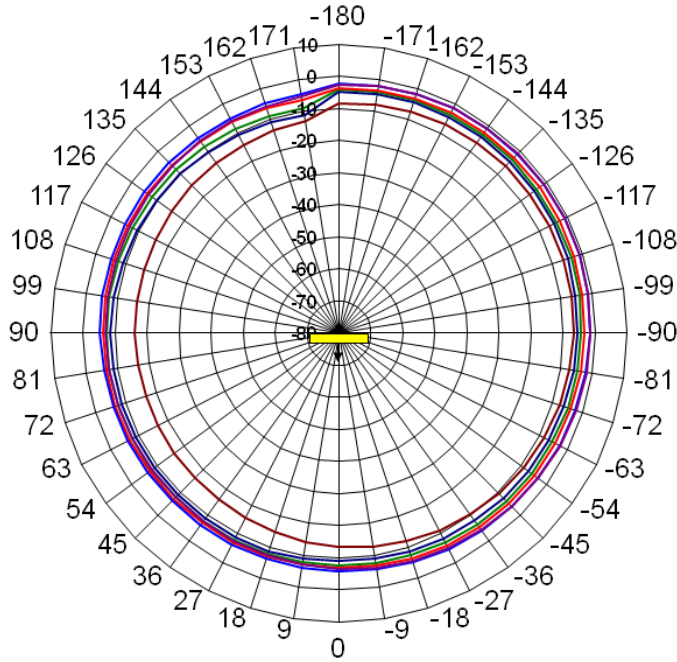
* Measured with 0.6m cable on air

Mechanical Data

Dimensions (ØxH)	ca. 31 mm x 0.2 mm
Temperature Range	-40°C to +85°C (operating temperature)
Connection (example)	ca. 0.2m connecting cable RG174 with MMCX(m)90° Other cablelengths and connectors see ordering example and connector list in Internet

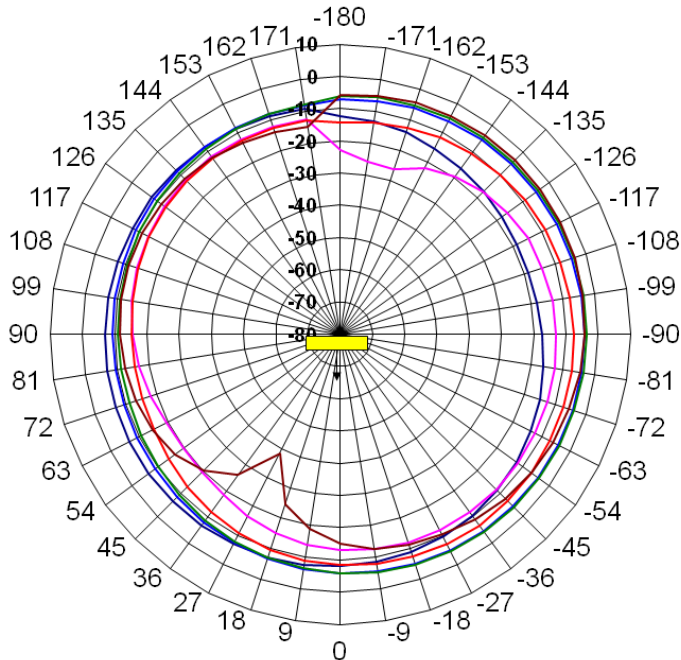


Radiation diagram (typ.)*



GSM 900 MHz
Peak Gain: -1 dBi

- 820
- 848
- 876
- 904
- 932
- 960



GSM 1800 MHz
Peak Gain: -4 dBi

- 1710
- 1788
- 1866
- 1944
- 2022
- 2100

GSM 2100 MHz
Peak Gain: -4 dBi

* Measured with 0.6m cable on air

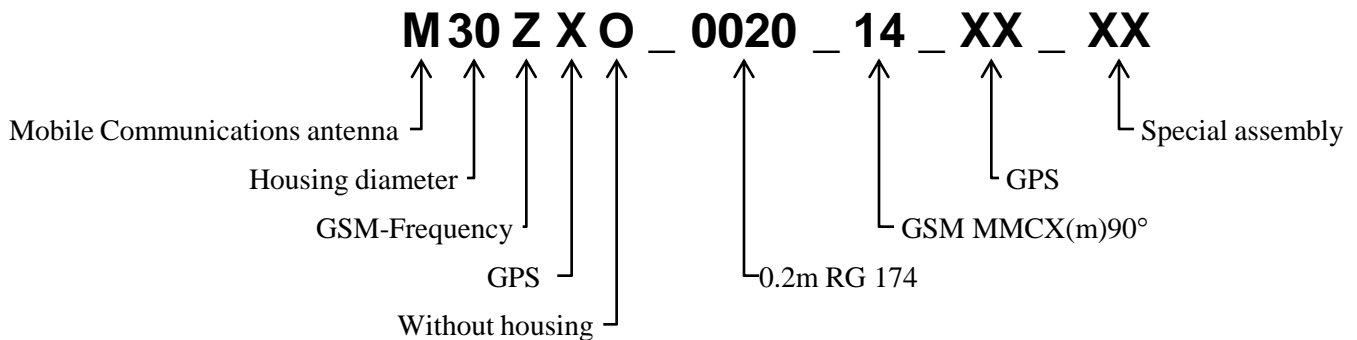
Mounting Instructions

- To avoid mechanical stress the antenna should not be attached on doors or flaps.
- Mountable on all clean, plane and non-metallic surfaces.
- The Operation of the antenna is only guaranteed by installation with the delivered sticker.
- Don't stick the antenna under +10°C to get an optimal adhesion of the sticker.
- Clean seating nonfat before sticking by using the delivered cleaning cloth
- First remove protection foil of the sticker and stick it on the seating, avoid formation of bubbles.
- Stick the antenna on with it's level side and advantage direction (cable pointing below) and apply sufficient pressure.

Delivery includes: Sticker; cleaning cloth with isopropanol

Important: Before sticking please test the adhesive bonding possibility of the material!

Ordering example



Warranty

The lawful warranty conditions apply.