

Planar Mobile Communications Antenna M60ZXW

GSM 850 / 900 / 1800 / 1900 MHz + UMTS

Window Mount



- **Mountable on glass and non-metallic materials**
- **No changes and modifications on the body**
- **Mounting by adhesive bonding possible on non-metallic surfaces (adhesive bonding antenna)**
- **Including 868 MHz – services and DECT**
- **Our products are RoHS- and REACH-conform**



Technical Data

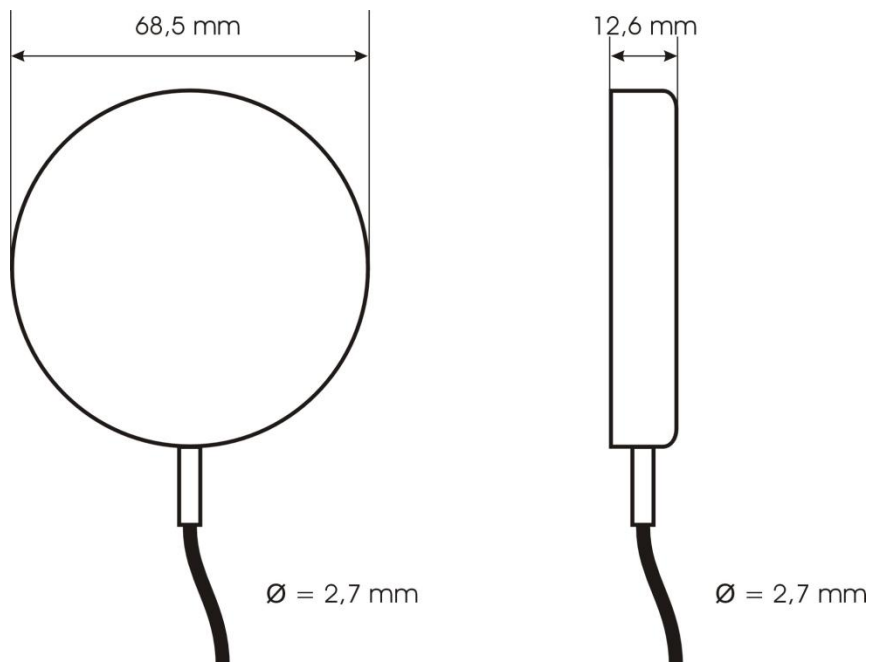
GSM

Frequency Range	850/900/1800/1900 + 2100 MHz
VSWR*	< 2.0 typ.
Peak Gain*	+2 dBi typ. (900 MHz) +3 dBi typ. (1800 MHz) +1 dBi typ. (2100 MHz)
Power max.	10 W

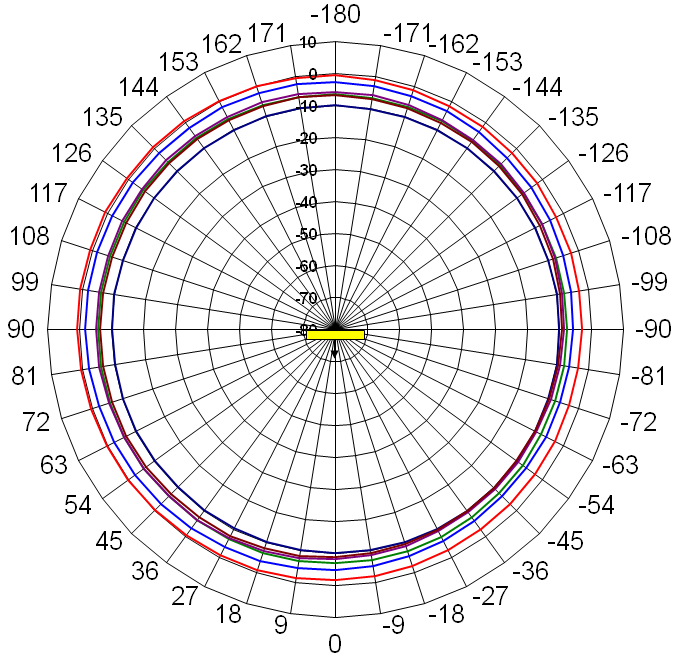
* Measured with 0.6m cable on 30x30cm glass pane

Mechanical Data

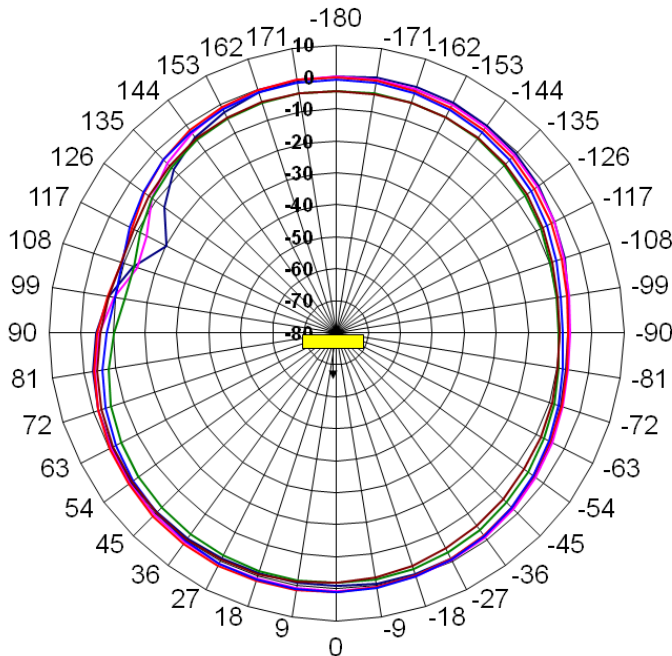

Dimensions (ØxH)	ca. 68 mm x 12 mm
Temperature Range	-40°C to +85°C (operating temperature)
Connection (Standard)	ca. 3m connecting cable RG174 with GSM/FME(f) Other cablelengths and connectors see ordering example and connector list in Internet




Radiation diagram (typ.)*



GSM 900 MHz
Peak Gain: +2 dBi



GSM 1800 MHz
Peak Gain: +3 dBi



GSM 2100 MHz
Peak Gain: +1 dBi

* Measured with 0.6m cable on 30x30cm glass pane

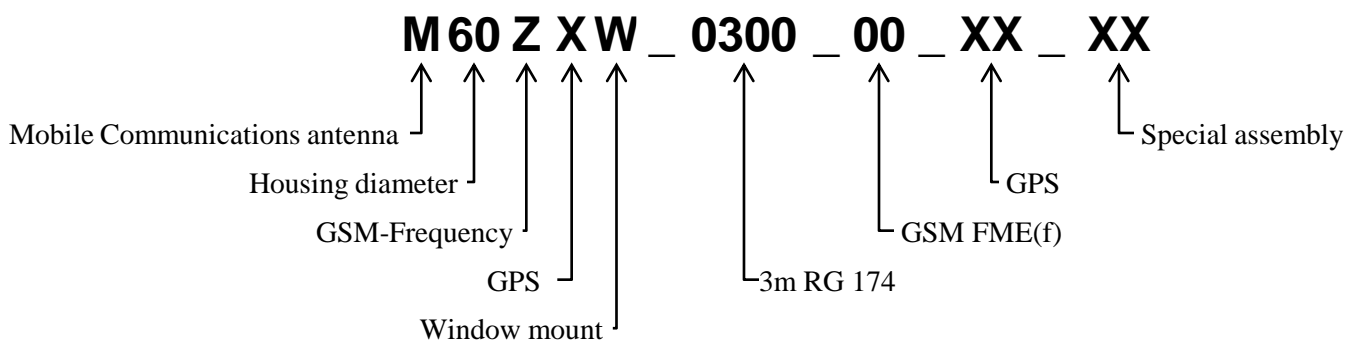
Mounting Instructions

- To avoid mechanical stress the antenna should not be attached on doors or flaps.
- No extra ground planes are necessary for this antenna (ground plane inside).
- The Operation of the antenna is only guaranteed by installation with the delivered sticker.
- Mountable on all clean, smooth and stainless surfaces.
- Mountable on glass and non-metallic materials.
- Don't stick the antenna under +10°C to get an optimal adhesion of the sticker.
- Clean seating nonfat before sticking by using the delivered cleaning cloth
- First remove protection foil on one side of the sticker and stick it on the seating, avoid formation of bubbles.
- Now the other protection foil has to be removed from the sticker. Stick the antenna on with it's level side and advantage direction (cable pointing below) and apply sufficient pressure.

Delivery includes: Sticker; cleaning cloth with isopropanol

Important: Before sticking please test the adhesive bonding possibility of the material!

Ordering example



Warranty

The lawful warranty conditions apply.