


Planar Navigation Antenna N40XAW

GPS high gain

Window Mount



- **Mounting by adhesive bonding without any tools (adhesive bonding antenna)**
- **No changes and modifications on the body**
- **Our products are RoHS- and REACH-conform**



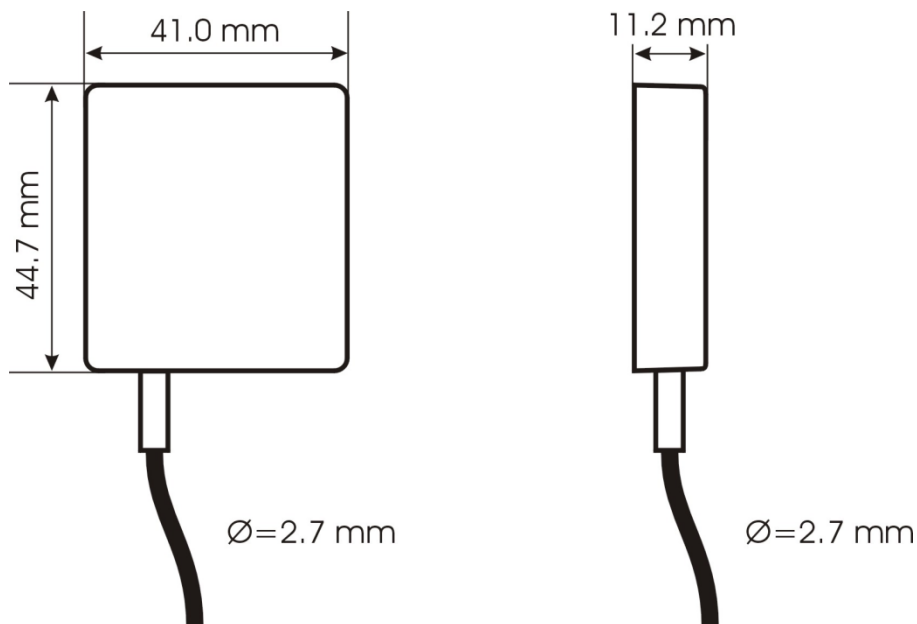
Technical Data

GPS

Frequency	1575.42 MHz
VSWR	1.5 typ.
Peak Gain	25 dBi typ.
Power Supply	3V to 5V; 25mA typ.
<hr/>	
V _{DD} max.	+10V _{DC}
Input Power max.	+17dBm
Current max.	30mA

Mechanical Data

Dimensions (LxBxH)	ca. 44 mm x 41 mm x 11 mm
Temperature Range	-40°C to +85°C (operating temperature)
Connection (Standard)	ca. 3m connecting cable RG174 with GPS/SMA(m) Other cablelengths and connectors see ordering example and connector list in Internet



Accreditation

<input checked="" type="checkbox"/>	E-Code	e 13 02 1510	high gain (A)
<input type="checkbox"/>	E-Code	e 13 02 1509	low gain (L)
<input type="checkbox"/>	E-Code	e 13 03 6371	low current (V)

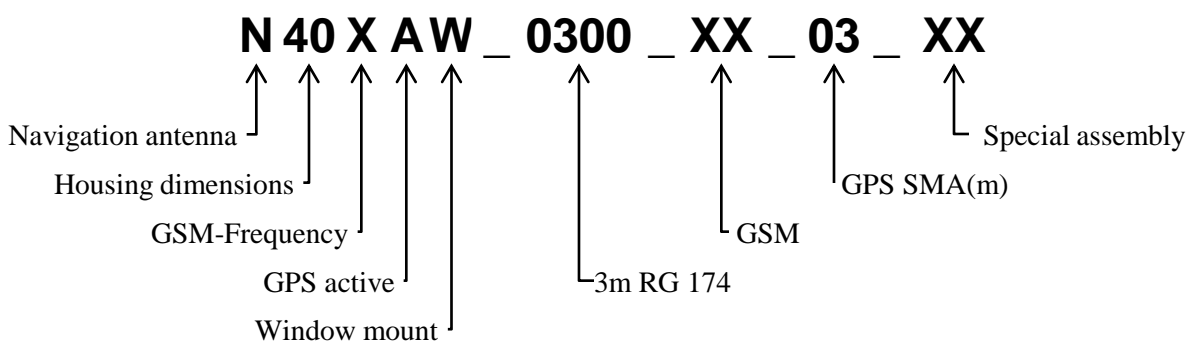
Mounting Instructions

- To avoid mechanical stress the antenna should not be attached on doors or flaps.
- No extra ground planes are necessary for this antenna (ground plane inside).
- Mountable on all clean, smooth and stainless surfaces by adhesive bonding.
- Don't stick the antenna under +10°C to get an optimal adhesion of the sticker.
- Clean seating nonfat before sticking by using the delivered cleaning cloth
- The protection foil has to be removed from the sticker. Stick the antenna on with it's level side and advantage direction (cable pointing below) and apply sufficient pressure.

Delivery includes: Sticker; cleaning cloth with isopropanol

Important: Before sticking please test the adhesive bonding possibility of the material!

Ordering example



Warranty

The lawful warranty conditions apply.