

Planar Combination Antenna Y60CFW_WP

WLAN 5300 MHz + WLAN 2400 MHz + WLAN 2400/5300 MHz

Window Mount



- **Adhesive bonding antenna waterproof IP68, appropriate to mount the antenna outside**
- **No changes and modifications on the body**
- **Our products are RoHS- and REACH-conform**



Technical Data

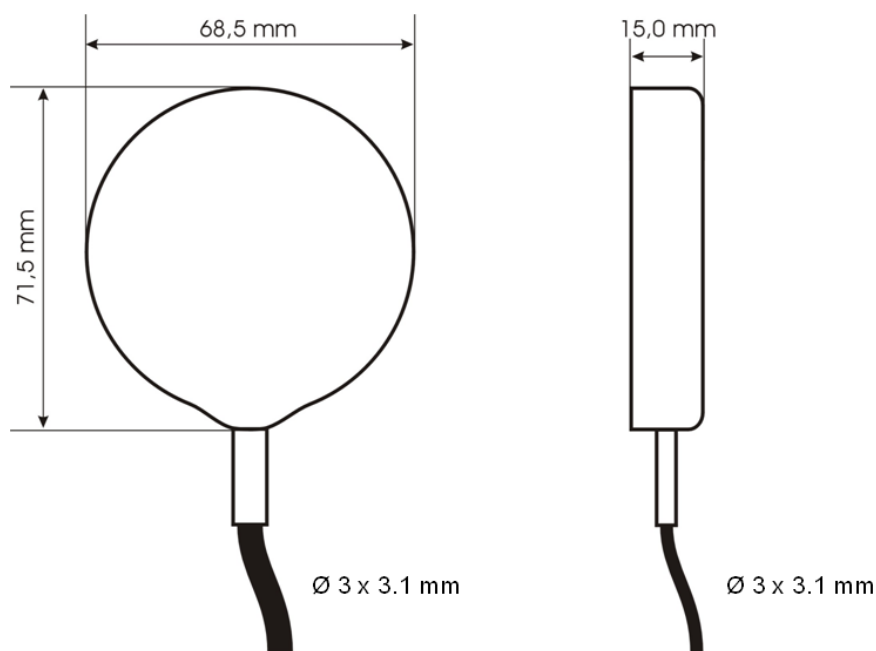
WLAN

Frequency Range	2400/5300 MHz
VSWR*	< 2.0 typ.
Peak Gain*	0 dBi typ. (2400 MHz WLAN 1) +1 dBi typ. (5300 MHz WLAN 3) +4 dBi typ. (2400 MHz WLAN 2) +1 dBi typ. (5300 MHz WLAN 2)
Power max.	10 W

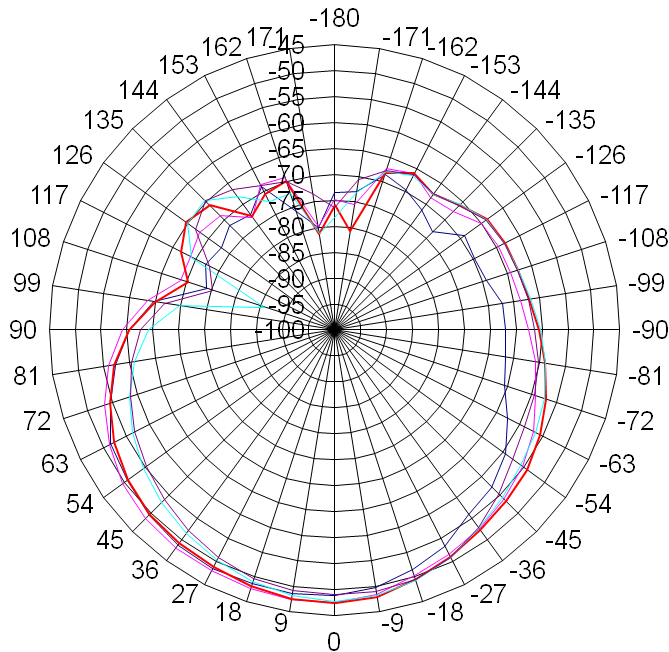
* Measured with 0.6m cable on 30x30cm glass pane

Mechanical Data

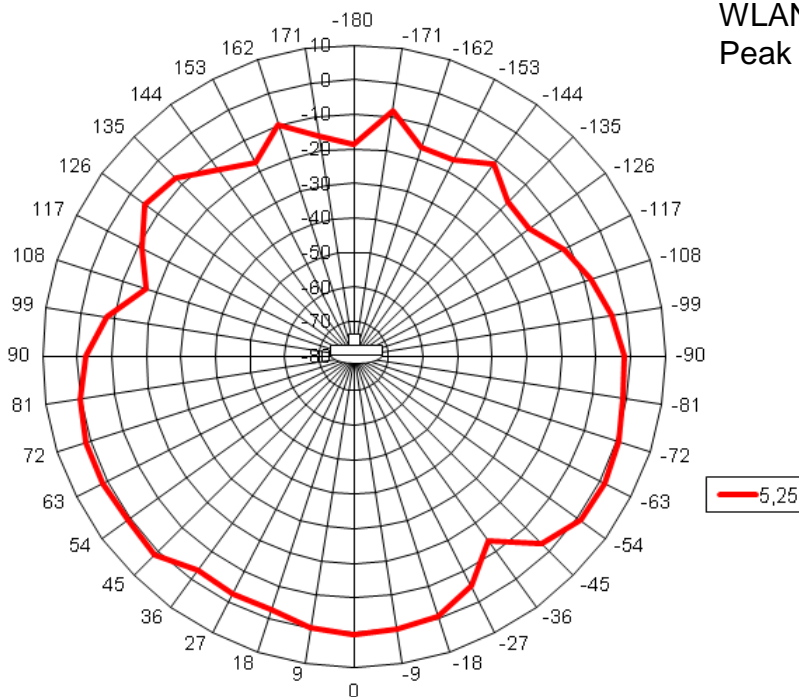
Dimensions (ØxH)	ca. 70 mm x 15 mm
Temperature Range	-40°C to +85°C (operating temperature)
Connection (Standard)	ca. 3m connecting cable RG174 low loss with WLAN/SMA(m) Other cablelengths and connectors see ordering example and connector list in Internet



Radiation diagram (typ.)*



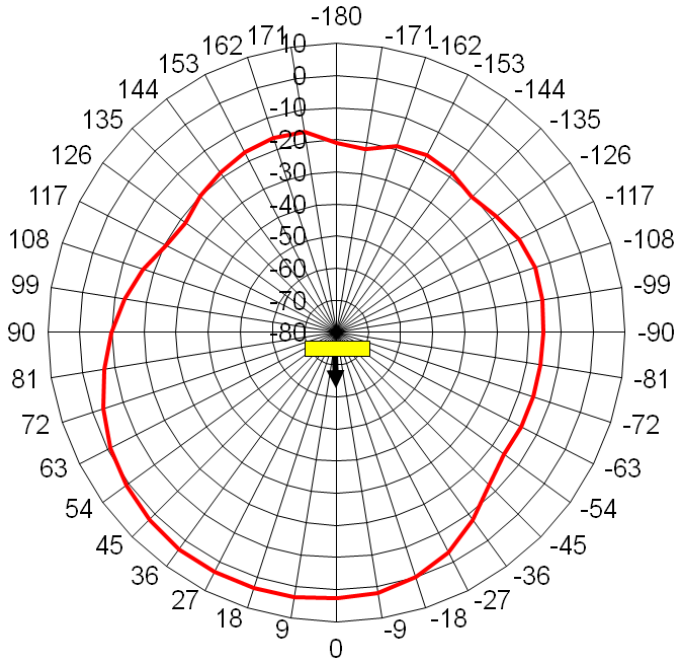
WLAN 1 2400 MHz
Peak Gain: 0 dBi



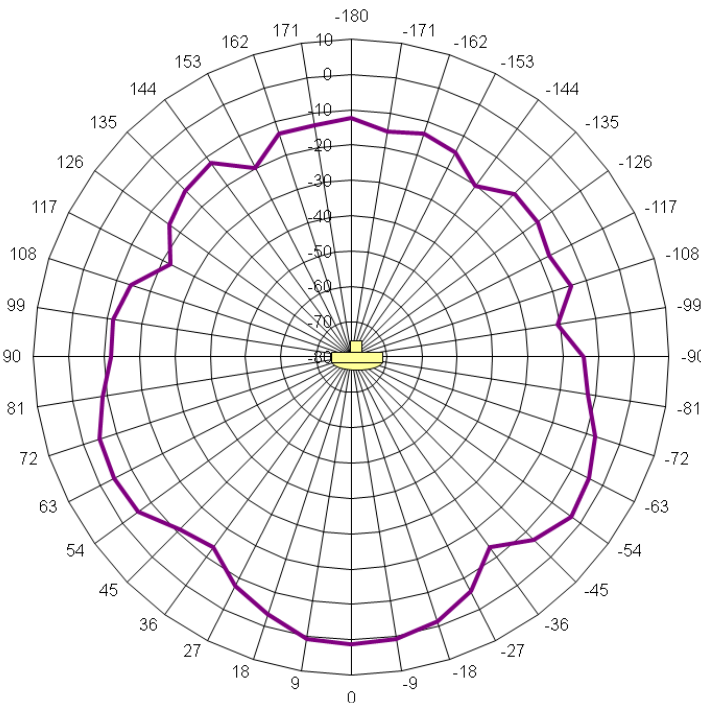
WLAN 3 5300 MHz
Peak Gain: +1 dBi

* Measured with 0.6m cable on 30x30cm glass pane

Radiation diagram (typ.)*



WLAN 2 2400 MHz
Peak Gain: +4 dBi



WLAN 2 5300 MHz
Peak Gain: +1 dBi

* Measured with 0.6m cable on 30x30cm glass pane

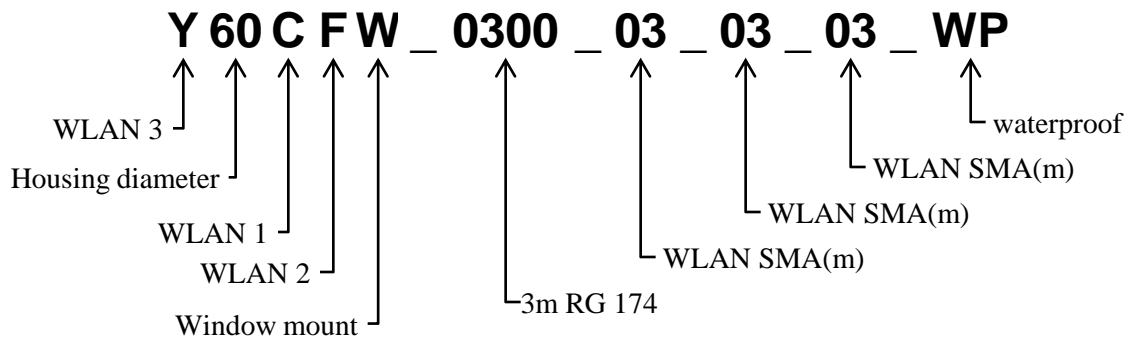
Mounting Instructions

- To avoid mechanical stress the antenna should not be attached on doors or flaps.
- No extra ground planes are necessary for this antenna (ground plane inside).
- Mountable on all clean, smooth and stainless surfaces.
- Mountable on glass and non-metallic materials.
- Don't stick the antenna under +10°C to get an optimal adhesion of the sticker.
- Clean seating nonfat before sticking by using the delivered cleaning cloth
- First remove protection foil on one side of the sticker and stick it on the seating, avoid formation of bubbles.
- Now the other protection foil has to be removed from the sticker. Stick the antenna on with it's level side and advantage direction (cable pointing below) and apply sufficient pressure.

Delivery includes: Sticker; cleaning cloth with isopropanol

Important: Before sticking please test the adhesive bonding possibility of the material!

Ordering example



Warranty

The lawful warranty conditions apply.