

## Planar Combination Antenna Y60CPD\_WP

WLAN 2400 + WLAN 5300 MHz + GPS passive

Desk Mount



- **Adhesive bonding antenna waterproof IP68, appropriate to mount the antenna outside**
- **No changes and modifications on the body**
- **Our products are RoHS- and REACH-conform**



## Technical Data

### WLAN

Frequency Range 2400/5300 MHz  
 VSWR\* < 2.0 typ.  
 Peak Gain\* 0 dBi typ. (2400 MHz)  
 +1 dBi typ. (5300 MHz)

Power max. 10 W

### GPS

Frequency 1575.42 MHz  
 VSWR 1.5 typ.  
 Peak Gain 0 dBi typ.

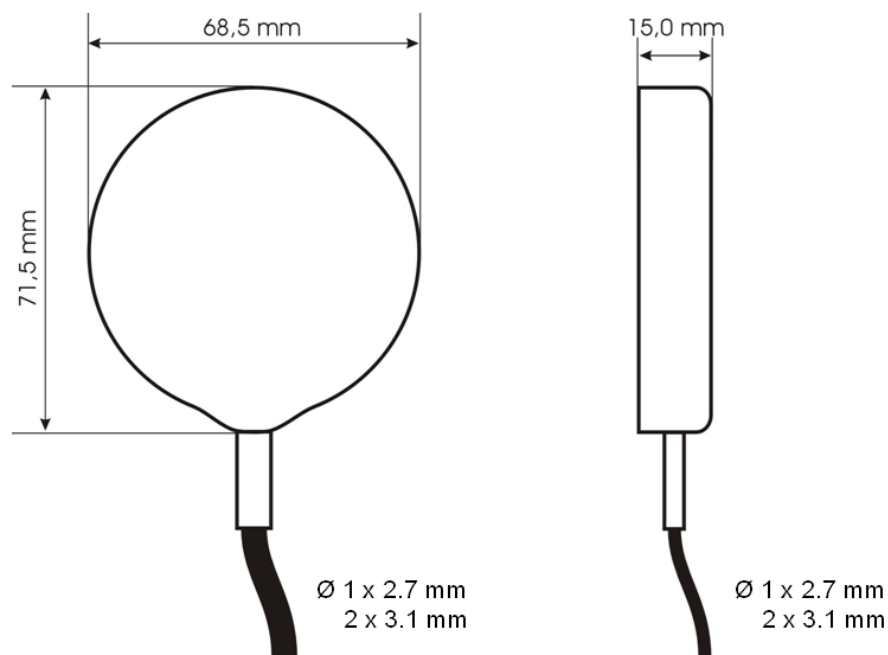
\* Measured with 0.6m cable on 30x30cm ground plane

## Mechanical Data

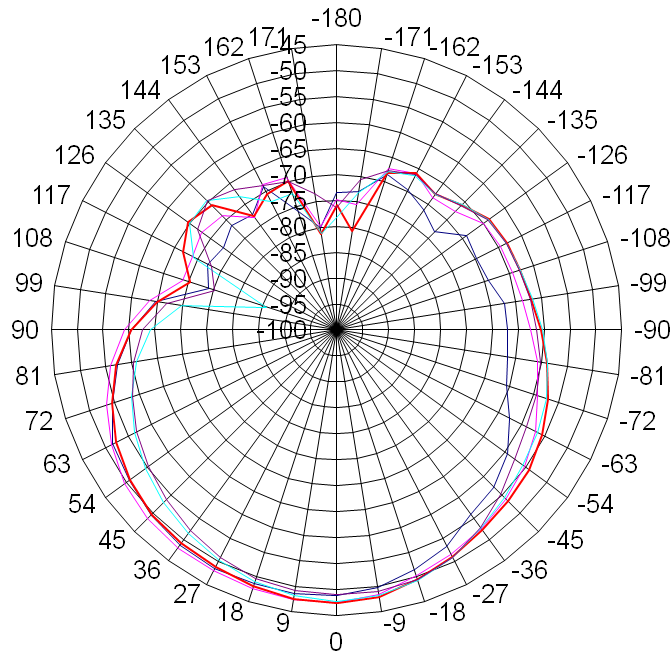
Dimensions (ØxH) ca. 70 mm x 15 mm

Temperature Range -40°C to +85°C (operating temperature)

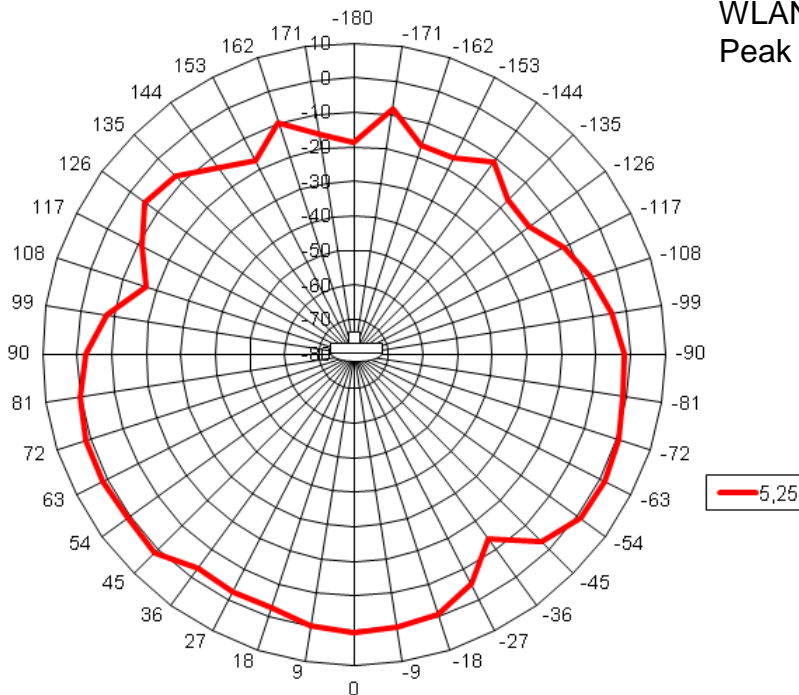
Connection (Standard) ca. 3m connecting cable RG174 low loss with WLAN/SMA(m);  
 ca. 3m connecting cable RG174 with GPS/SMA(m)  
 Other cablelengths and connectors see ordering example and connector list in Internet



**Radiation diagram (typ.)\***



WLAN 2400 MHz  
Peak Gain: 0 dBi



WLAN 5300 MHz  
Peak Gain: +1 dBi

\* Measured with 0.6m cable on 30x30cm ground plane

### Accreditation

- E-Code      **e 13 02 1510**      high gain (A)
- E-Code      **e 13 02 1509**      low gain (L)
- E-Code      **e 13 03 6371**      low current (V)

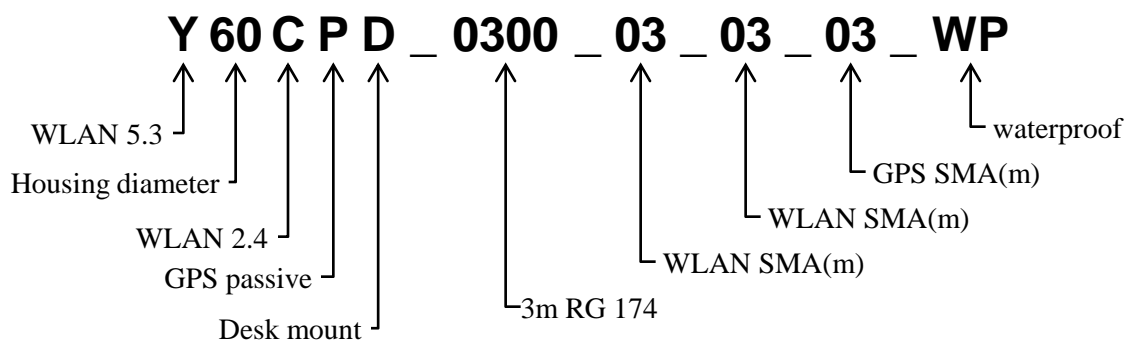
### Mounting Instructions

- To avoid mechanical stress the antenna should not be attached on doors or flaps.
- No extra ground planes are necessary for this antenna (ground plane inside).
- Mountable on all clean, smooth and stainless surfaces.
- Don't stick the antenna under +10°C to get an optimal adhesion of the sticker.
- Clean seating nonfat before sticking by using the delivered cleaning cloth
- First remove protection foil on one side of the sticker and stick it on the seating, avoid formation of bubbles.
- Now the other protection foil has to be removed from the sticker. Stick the antenna on with it's level side and advantage direction (cable pointing below) and apply sufficient pressure.

**Delivery includes:** Sticker; cleaning cloth with isopropanol

**Important:** Before sticking please test the adhesive bonding possibility of the material!

### Ordering example



### Warranty

The lawful warranty conditions apply.