

## Planar Combination Antenna Y60XAD

WLAN 5300 MHz + GPS high gain

Desk Mount



- **No changes and modifications on the body**
- **Mounting by adhesive bonding possible on non-metallic surfaces (adhesive bonding antenna)**
- **Our products are RoHS- and REACH-conform**



## Technical Data

### WLAN

Frequency Range 5300 MHz  
 VSWR\* < 2.0 typ.  
 Peak Gain\* +1 dBi typ.

Power max. 10 W

### GPS

Frequency 1575.42 MHz  
 VSWR 1.5 typ.  
 Peak Gain 25 dBi typ.  
 Power Supply 3V to 5V; 25mA typ.

V<sub>DD</sub> max. +10V<sub>DC</sub>  
 Input Power max. +17dBm  
 Current max. 30mA

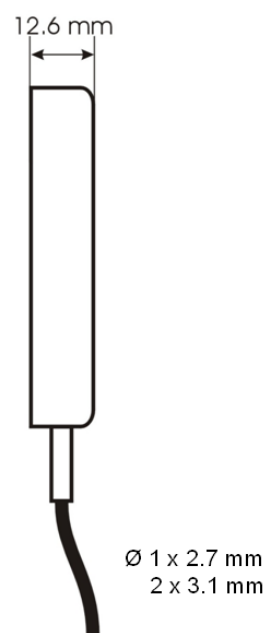
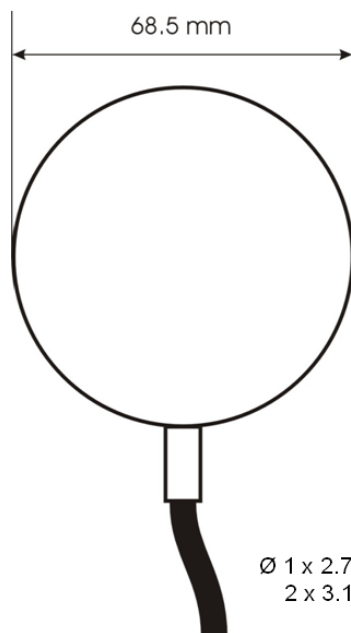
\* Measured with 0.6m cable on 30x30cm ground plane

## Mechanical Data

Dimensions (ØxH) ca. 68 mm x 12 mm

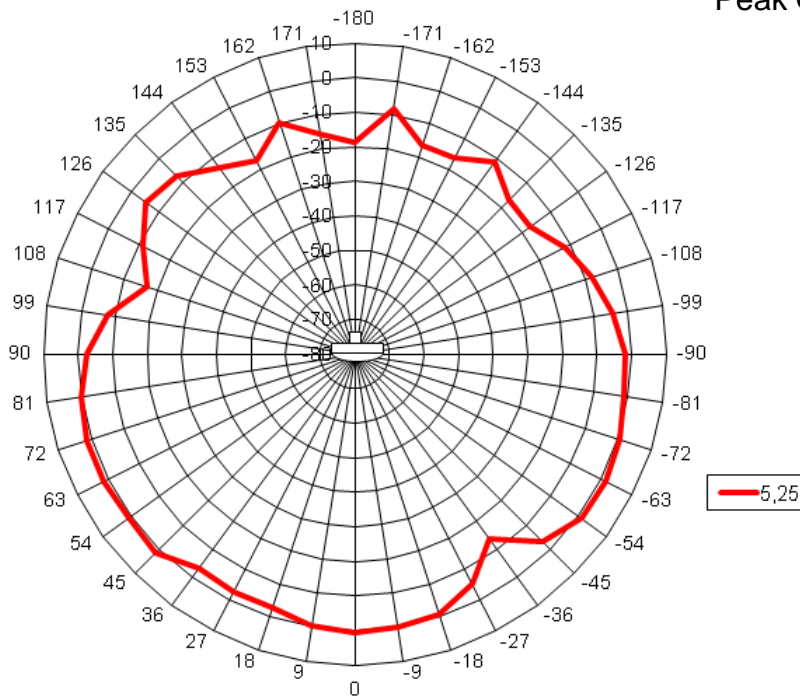
Temperature Range -40°C to +85°C (operating temperature)

Connection (Standard) ca. 3m connecting cable RG174 low loss with WLAN/SMA(m);  
 ca. 3m connecting cable RG174 GPS/SMA(m)  
 Other cablelengths and connectors see ordering example and connector list in Internet



**Radiation diagram (typ.)\***

WLAN 5300 MHz  
Peak Gain: +1 dBi



\* Measured with 0.6m cable on 30x30cm ground plane

### Accreditation

<input checked="" type="checkbox"/>	E-Code	<b>e 13 02 1510</b>	high gain (A)
<input type="checkbox"/>	E-Code	<b>e 13 02 1509</b>	low gain (L)
<input type="checkbox"/>	E-Code	<b>e 13 03 6371</b>	low current (V)

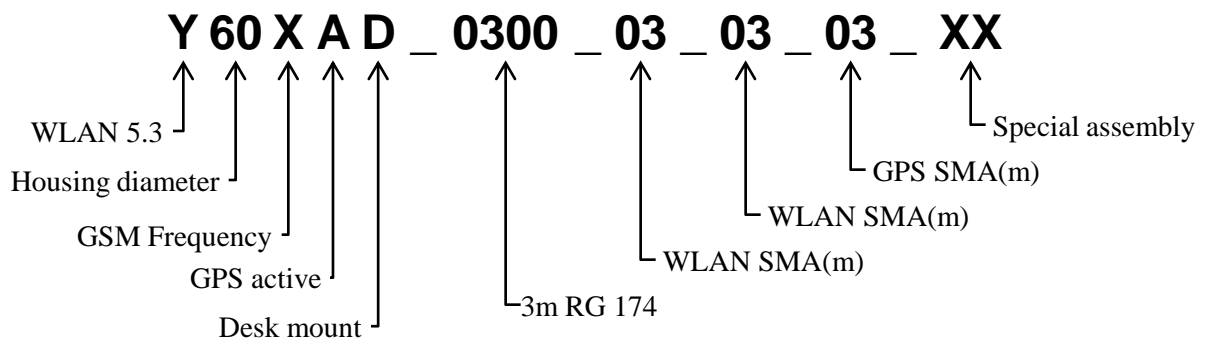
### Mounting Instructions

- To avoid mechanical stress the antenna should not be attached on doors or flaps.
- No extra ground planes are necessary for this antenna (ground plane inside).
- Mountable on all clean, smooth and stainless surfaces.
- Don't stick the antenna under +10°C to get an optimal adhesion of the sticker.
- Clean seating nonfat before sticking by using the delivered cleaning cloth.
- First remove protection foil on one side of the sticker and stick it on the seating, avoid formation of bubbles.
- Now the other protection foil has to be removed from the sticker. Stick the antenna on with it's level side and advantage direction (cable pointing below) and apply sufficient pressure.

**Delivery includes:** Sticker; cleaning cloth with isopropanol

**Important:** Before sticking please test the adhesive bonding possibility of the material!

### Ordering example



### Warranty

The lawful warranty conditions apply.