

Planar Combination Antenna Y60XAW

WLAN 5300 MHz + GPS high gain

Window Mount



- **No changes and modifications on the body**
- **Mounting by adhesive bonding possible on non-metallic surfaces (adhesive bonding antenna)**
- **Our products are RoHS- and REACH-conform**



Technical Data

WLAN

Frequency Range 5300 MHz
 VSWR* < 2.0 typ.
 Peak Gain* +1 dBi typ.

Power max. 10 W

GPS

Frequency 1575.42 MHz
 VSWR 1.5 typ.
 Peak Gain 25 dBi typ.
 Power Supply 3V to 5V; 25mA typ.

V_{DD} max. +10V_{DC}
 Input Power max. +17dBm
 Current max. 30mA

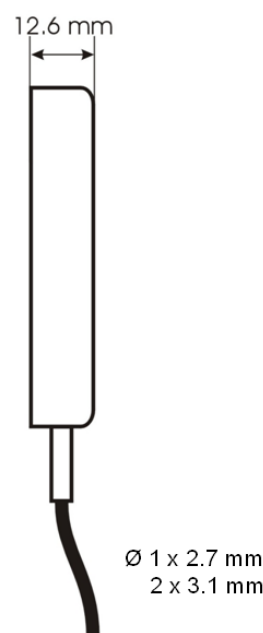
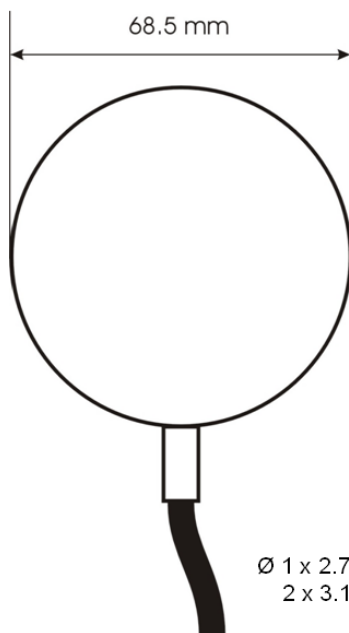
* Measured with 0.6m cable on 30x30cm glass pane

Mechanical Data

Dimensions (ØxH) ca. 68 mm x 12 mm

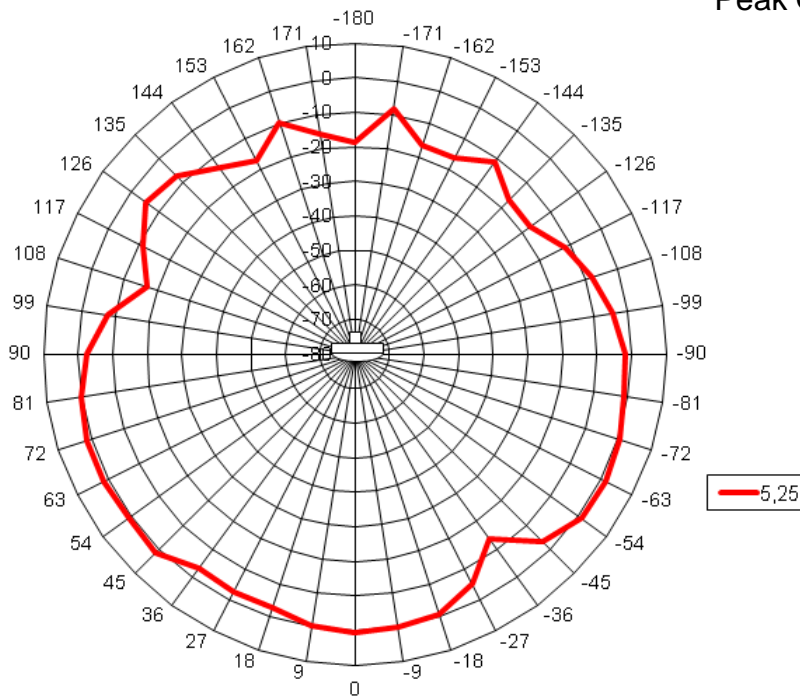
Temperature Range -40°C to +85°C (operating temperature)

Connection (Standard) ca. 3m connecting cable RG174 low loss with WLAN/SMA(m);
 ca. 3m connecting cable RG174 GPS/SMA(m)
 Other cablelengths and connectors see ordering example and connector list in Internet



Radiation diagram (typ.)*

WLAN 5300 MHz
Peak Gain: +1 dBi



* Measured with 0.6m cable on 30x30cm glass pane

Accreditation

<input checked="" type="checkbox"/>	E-Code	e 13 02 1510	high gain (A)
<input type="checkbox"/>	E-Code	e 13 02 1509	low gain (L)
<input type="checkbox"/>	E-Code	e 13 03 6371	low current (V)

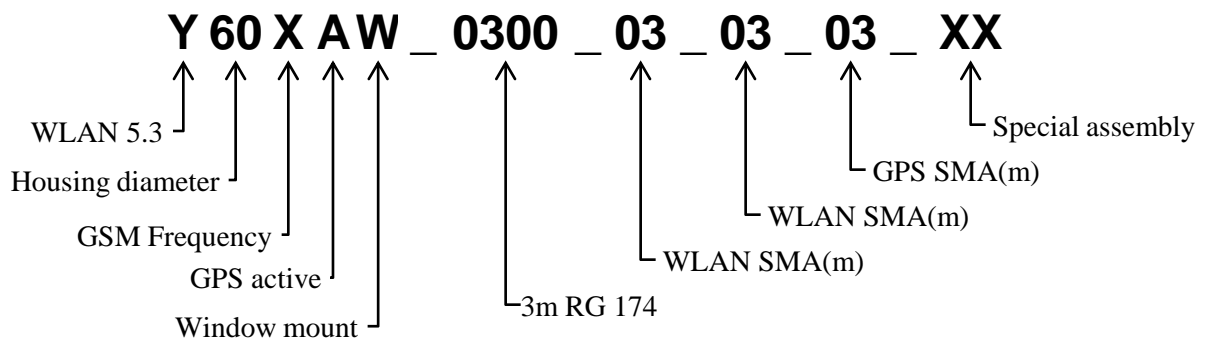
Mounting Instructions

- To avoid mechanical stress the antenna should not be attached on doors or flaps.
- No extra ground planes are necessary for this antenna (ground plane inside).
- Mountable on all clean, smooth and stainless surfaces.
- Mountable on glass and non-metallic materials.
- Don't stick the antenna under +10°C to get an optimal adhesion of the sticker.
- Clean seating nonfat before sticking by using the delivered cleaning cloth.
- First remove protection foil on one side of the sticker and stick it on the seating, avoid formation of bubbles.
- Now the other protection foil has to be removed from the sticker. Stick the antenna on with it's level side and advantage direction (cable pointing below) and apply sufficient pressure.

Delivery includes: Sticker; cleaning cloth with isopropanol

Important: Before sticking please test the adhesive bonding possibility of the material!

Ordering example



Warranty

The lawful warranty conditions apply.