



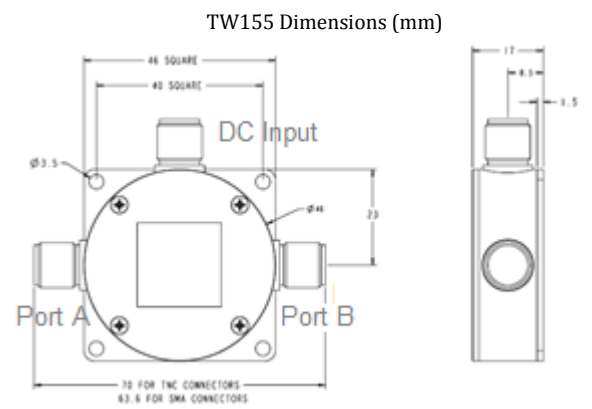

TW155 Regulated 0.5 to 3 GHz 5 V Bias-Tee

The TW155 by Tallysman Wireless is a professional grade wideband Bias-Tee for injecting DC voltages onto coaxial lines. The regulated output voltage and the large output current makes this product highly suitable for many active antennas and amplifiers. It is useable up to 6GHz with higher insertion loss (see data below).

The TW155 is housed in a robust RF sealed, weatherproof (IP67) clear anodized aluminum enclosure and is available with 3 x SMA or TNC Jack connectors.

Applications

- L-Band Signal Distribution
- GNSS (GPS/GLONASS) Signal Distribution



Features

- Low insertion loss: 1dB typ.
- Regulated output voltage: 5 VDC
- VSWR: <1.3 @ 3 GHz
- Operating frequency: 0.5 to 3 GHz
- Wide input voltage range: 5.5 to 10 VDC**
- High current output: 450 mA**
- RF sealed, clear anodized aluminum enclosure
- SMA or TNC Jack connectors
- IP67 compliant (TNC Jack connector only)
- RoHS compliant

Benefits

- Compact form factor
- Allows the use of an external power supply
- Fits in line with antenna cable
- Robust design
- Suitable for harsh environments
- Industrial temperature range: -40 to 85°C

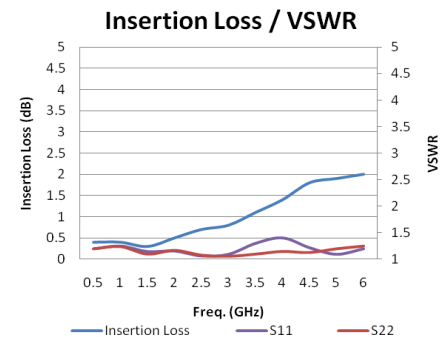


TW155 Regulated 0.5 to 3 GHz 5 V Bias-Tee Specifications

VCC=6V, over full bandwidth, T=25 °C

Electrical

- | | |
|-------------------------|---------------------|
| • Operational Frequency | 1 to 3 GHz |
| • VSWR (50Ω) | <1.3 @ 3 GHz |
| • Insertion Loss | 1 dB typ. |
| • Supply Current* | Output current 5 mA |
| • Supply Voltage** | 5.5 to 10 VDC |
| • Output Voltage | 5 VDC ± 2.5% |



* The TW155 Bias-Tee is capable of safely delivering up to 450 mA.

** The output current limit should be d-rated so as to restrict the maximum power dissipated within the regulated TW155 to 2W max, calculated as $P=(V_{in}-3.3)*I$.

Mechanicals

- | | |
|-------------------------|---|
| • Size | 1.81" L x 1.81" W x 0.669" H
(46 mm L x 46 mm W x 17 mm H) |
| • Weight | 100 g (0.22 lbs) |
| • Connectors | SMA or TNC Jack |
| • DC Connector | SMA or TNC Jack |
| • Operating Temp. Range | -40 to +85 °C |
| • Enclosure | Clear anodized aluminum |
| • Environmental | RoHS, and IP67 compliant (32-0155-2 only) |
| • Warranty | One year - parts and labour |

Ordering Information

- | | |
|---|-----------|
| • TW155 Bias-Tee with SMA Jack connector (for internal use) | 32-0155-0 |
| • TW155 Bias-Tee with TNC Jack connector (for internal use) | 32-0155-1 |
| • TW155 Bias-Tee with TNC Jack connector (for external use) | 32-0155-2 |

Tallysman Wireless Inc

106 Schneider Road, Unit 3
Ottawa ON K2K 1Y2 Canada
Tel 613 591 3131
Fax 613 591 3121
sales@tallysman.com

The information provided herein is intended as a guide only and is subject to change without notice. This document is not to be regarded as a guarantee of performance. Tallysman Wireless Inc. hereby disclaims any or all warranties and liabilities of any kind. © 2010 Tallysman Wireless Inc. All rights reserved.