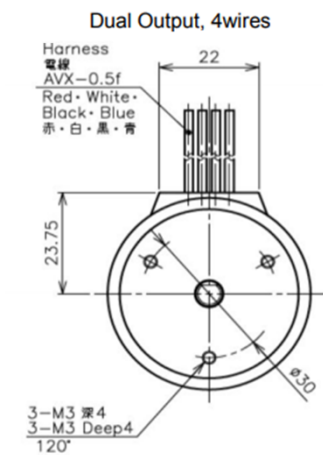
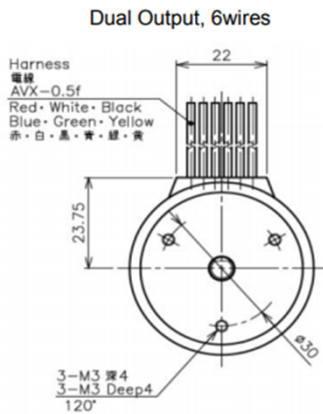
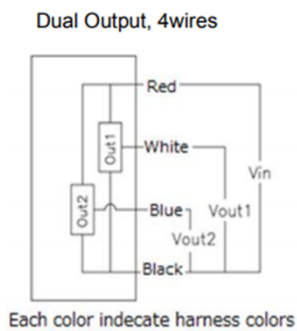
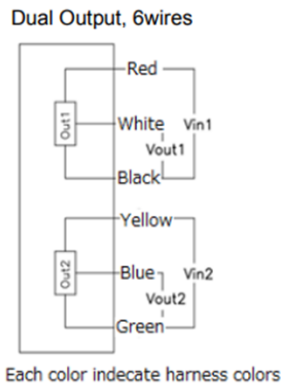


Dimension [mm]

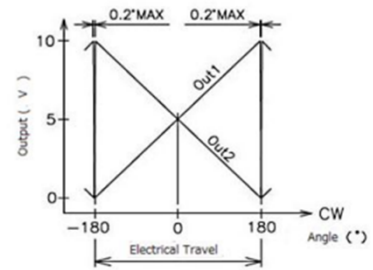


Schematic

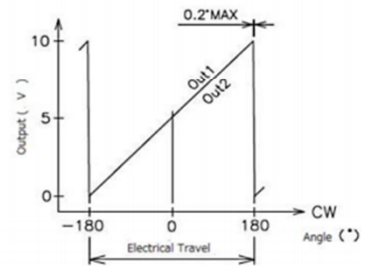


Mounting

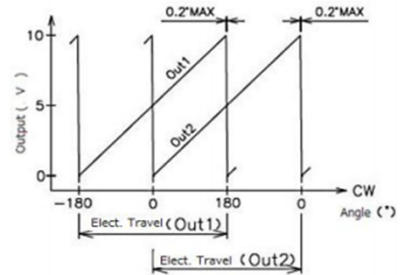
CP-45HC-10V Cross Output



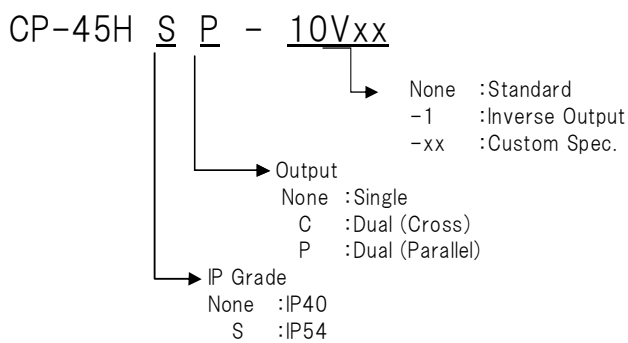
CP-45HP-10V Parallel Output



CP-45HP-10V(180°Phase Output)



CP-45Hx-10V Model Number Designation



【Electrical Specifications】

Model No.	CP-45H-10V	CP-45HS-10V	CP-45HC-10V	CP-45SC-10V	CP-45HP-10V	CP-45HSP-10V	
Effective Electrical Travel	360						°
Output Range	0~10						V
Absolute Linearity	±1.0						%FS
Input Voltage	DC14~32						V
Load Resistance	10						kΩ
Supply Current	13						mA/1ch
Insulation Resistance	100 MIN /DC50						MΩ
Output Resolution	12 (Shaft Rotational Speed 16rpm)						bit
Response Time	0.9						ms
Hysteresis	±0.2 MAX.						%FS
Temp. Characteristics -40~100°C(Ref.Temp.25°C)	±3.6						°
Dual Output Difference	---	100±1.5 (Sum 1,2)			±1.5		%Vin

【Mechanical Specifications】

Model No.	CP-45H-10V	CP-45HS-10V	CP-45HC-10V	CP-45SC-10V	CP-45HP-10V	CP-45HSP-10V	
Total Mechanical Travel	360 Endless						°
Torque	1.8	30	1.8	30	1.8	30	mN·m
Thrust Load Tolerance	2						N
Radial Load Tolerance	6						N
Mass	Approx. 100						g

【Environmental Specifications】

Model No.	CP-45H-10V	CP-45HS-10V	CP-45HC-10V	CP-45SC-10V	CP-45HP-10V	CP-45HSP-10V	
Life Cycles	10M (Room Temp. , No Load, CW/ CCW)						Cycle
Category Temp. Range	-40~+100 (No condensation)						°C
Storage Temp. Range	-40~+100 (No condensation)						°C
Vibration	5~500Hz(6min) 200m/s ² (20G) 3directions 4hours each						
Shock	1000m/s ² (100G) 6directions 3times						
E M S	100V/m 1M~1GHz (ISO 11452)						
ESD (Case to Each Terminal)	±15MAX. (IEC 61000-4-2)						kV
ESD (Between Each Terminal)	±15MAX. (IEC 61000-4-2)						kV
IP Level	IP40	IP54	IP40	IP54	IP40	IP54	

■ Handling Instruction

- This product may be influenced from external magnetic field.
- Use this sensor in the place where is protected from ESD.