



Specification

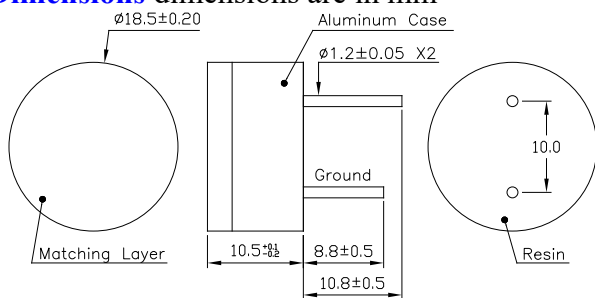
200GE180	Transceiver
Center Frequency	200.0±10KHz
Bandwidth Echo Sensitivity-6dB	10 KHz
Echo Sensitivity	-60 dB min.
0dB re 20Vp-p Square wave,30 bursts @ 25cm	20 mVp-p min.
Dead Zone	7 cm
10bursts	
Capacitance at 1KHz ±20%	600 pF
Max. Driving Voltage	50 Vp-p
Pulse 10% duty cycle tone burst	
Total Beam Angle -6dB	5.5° typical
Matching Window	Resin with filler
Operation Temperature	-20°C to 60°C
Storage Temperature	-30°C to 70°C

All specification taken typical at 25°C
 Closer frequency tolerance, shorter ringing and wider bandwidth models can be supplied upon request.

Model available

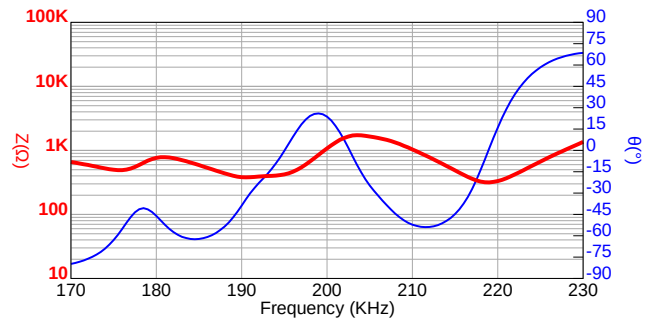
1	200GE180	Aluminum Housing
---	----------	------------------

Dimensions dimensions are in mm



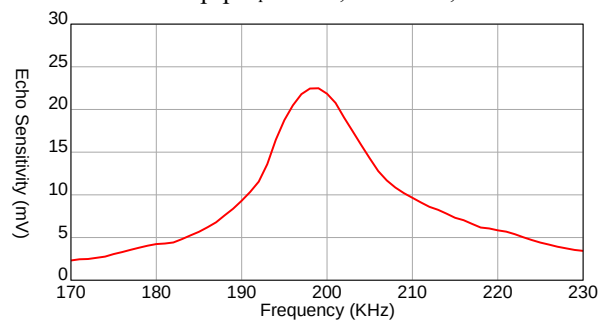
Impedance/Phase Angle vs. Frequency

Tested under 1Vrms Oscillation Level



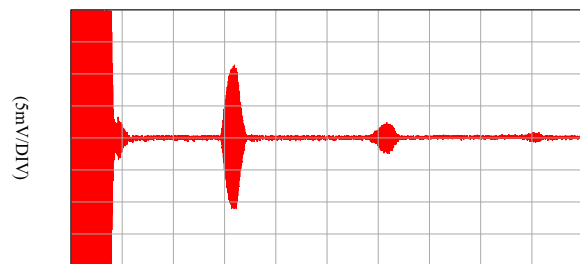
Echo Sensitivity vs. Frequency

Tested under 20Vp-p Square wave, 30 bursts, 25cm

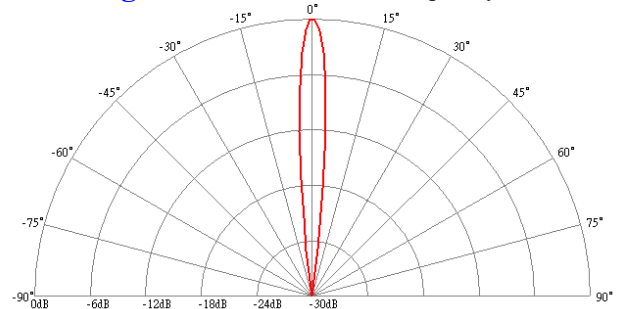


Echo Sensitivity/Ringing

Tested under 20Vp-p Square wave, 30 bursts, 25cm, 199KHz

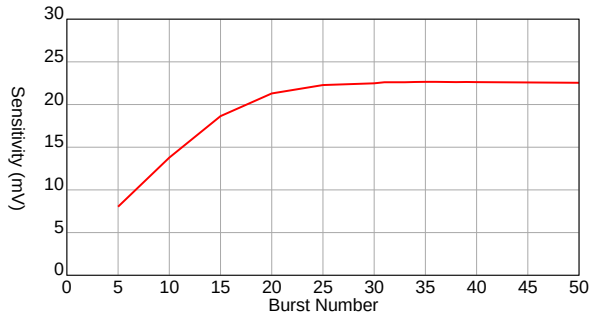


Beam Angle Tested at 200.0KHz Frequency



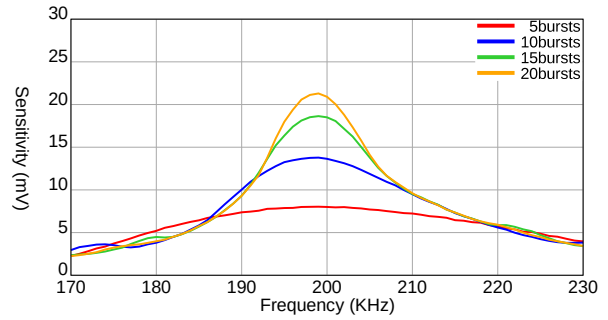
Sensitivity vs. Driving Burst Number

Driving voltage 20Vp-p Square wave, Reflection target distance: 25cm @199KHz



Bandwidth vs. Driving Burst Number

Driving voltage 20Vp-p Square wave, Reflection target distance: 100cm



S. Square Enterprise Company Limited
Pro-Wave Electronics Corporation

[Http://www.pro-wave.com.tw](http://www.pro-wave.com.tw) ; E-mail: sales@pro-wave.com.tw ; Tel: 886-2-22465101 ; Fax: 886-2-22465105