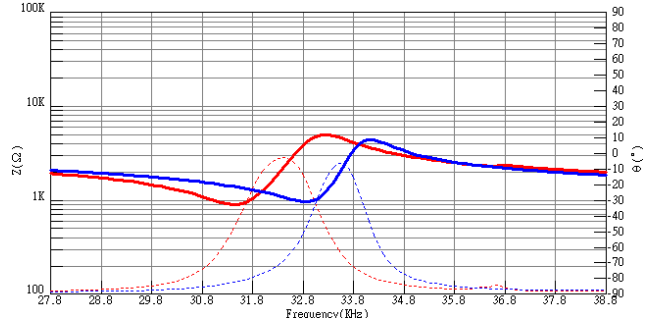




**Impedance/Phase Angle vs. Frequency**

Tested under 1Vrms Oscillation Level

328SR160 Impedance ————  
 328SR160 Phase - - - - -  
 328ST160 Impedance ————  
 328ST160 Phase - - - - -



**Specification**

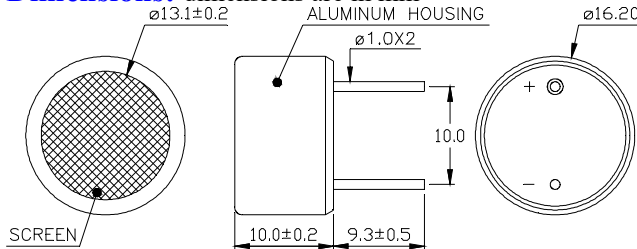
328ST160	Transmitter
328SR160	Receiver
Center Frequency	32.8±1.0KHz
Bandwidth (-6dB)	328ST160 2.0KHz
	328SR160 2.5KHz
Transmitting Sound Pressure Level at 32.8KHz; 0dB re 0.0002μbar per 10Vrms at 30cm	115dB min.
Receiving Sensitivity at 32.8KHz 0dB = 1 volt/μbar	-67dB min.
Capacitance at 1KHz ±20%	2600 pF
Max. Driving Voltage (cont.)	20Vrms
Total Beam Angle -6dB	75° typical
Operation Temperature	-30 to 70°C
Storage Temperature	-40 to 80°C

All specification taken typical at 25°C  
 Closer frequency tolerance can be supplied upon request.

Model available:

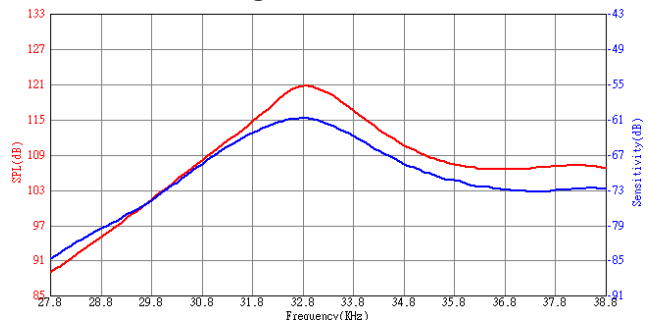
1	328ST/R160	Aluminum Housing
---	------------	------------------

**Dimensions:** dimensions are in mm



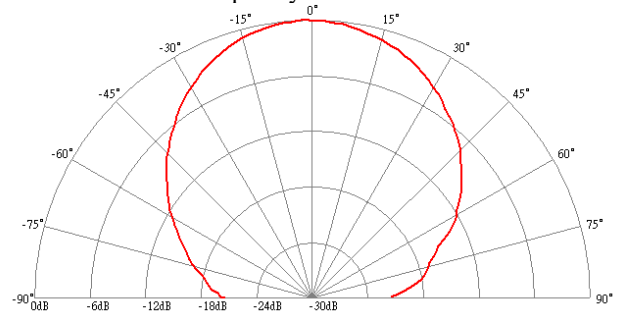
**Sensitivity/Sound Pressure Level**

Tested under 10Vrms @30cm



**Beam Angle**

Tested at 32.8KHz frequency

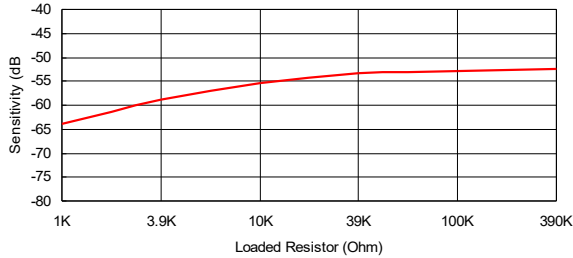


**S. Square Enterprise Company Limited**  
**Pro-Wave Electronics Corporation**

[Http://www.pro-wave.com.tw](http://www.pro-wave.com.tw) ; E-mail: [sales@pro-wave.com.tw](mailto:sales@pro-wave.com.tw) ; Tel: 886-2-22465101 ; Fax: 886-2-22465105

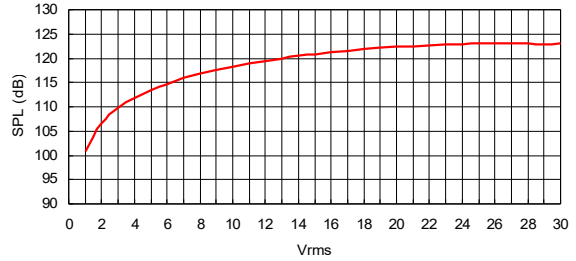
**328SR160 Receiver**

**Sensitivity Variation vs. Loaded Resistor**

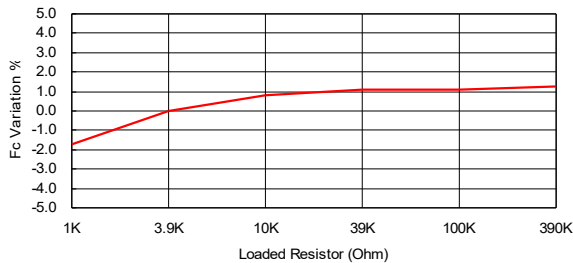


**328ST160 Transmitter**

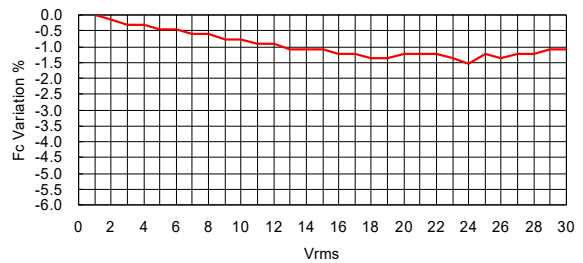
**SPL Variation vs. Driving Voltage**



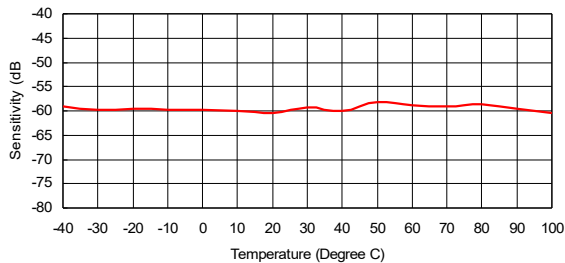
**Center Frequency Shift vs. Loaded Resistor**



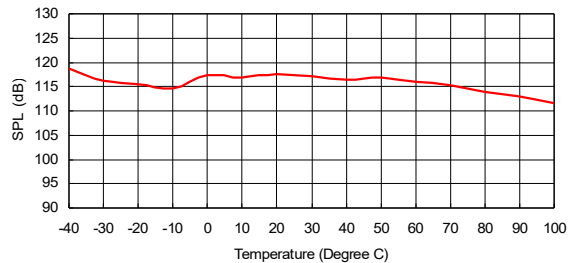
**Center Frequency Shift vs. Driving Voltage**



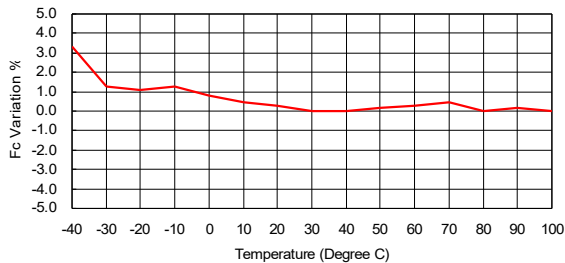
**Sensitivity Variation vs. Temperature**



**SPL Variation vs. Temperature**



**Center Frequency Shift vs. Temperature**



**Center Frequency Shift vs. Temperature**

