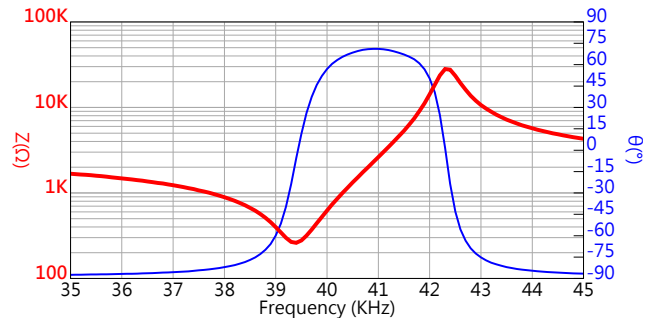




Impedance/Phase Angle vs. Frequency

Tested under 1Vrms Oscillation Level



Specification

400E08S	Transceiver
Center Frequency	40.0± 2.0KHz
Transmitting Sound Pressure Level at frequency of max SPL; 0dB re 0.0002μbar per 10Vrms at 30cm	102dB (min.)
Receiving Sensitivity at frequency of max SEN ; 0dB = 1 volt/μbar	-78dB (min.)
Figure Of Merit (SPL+SEN at Fc)	15dB (min)
Bandwidth -6dB (Figure Of Merit)	3.0KHz (min)
Capacitance at 1KHz ± 20%	1900 pF
Max. Driving Voltage (cont.)	15Vrms
Total Beam Angle -6dB	120° typical
Operation Temperature	-30°C to 70°C
Storage Temperature	-40°C to 80°C

All specification taken typical at 25°C
Closer frequency tolerance can be supplied upon request.

Model available:

1	400E08S	Nickel Plated Steel Housing
---	---------	-----------------------------

Sensitivity/Sound Pressure Level

Tested under 10Vrms @30cm

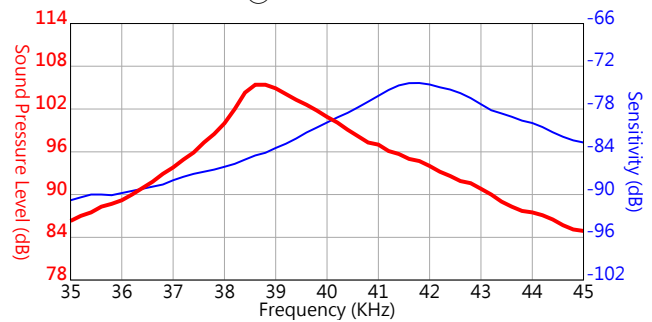
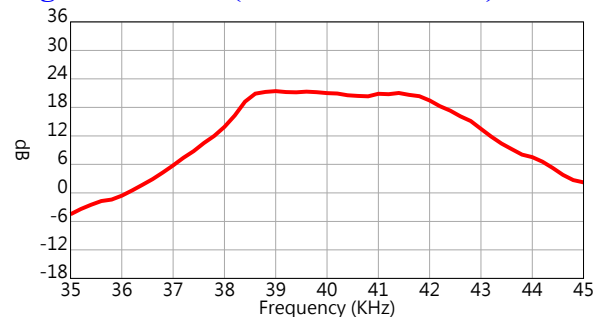
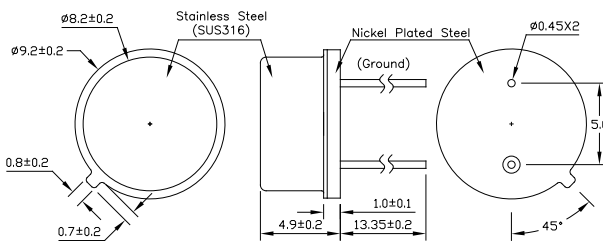


Figure of Merit (F.O.M=SPL+SEN)

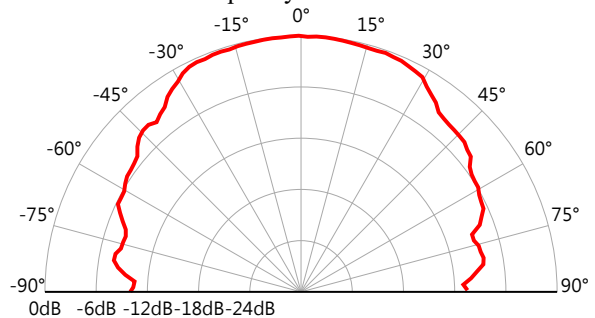


Dimensions: dimensions are in mm



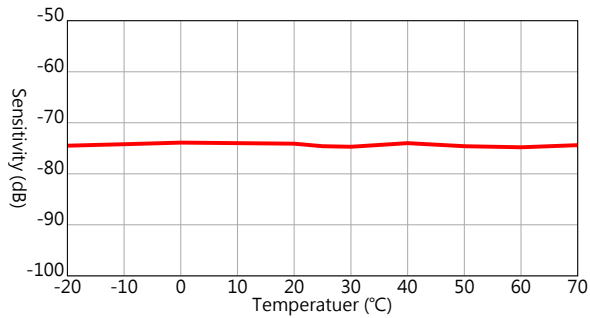
Beam Angle

Tested at 40.0KHz frequency

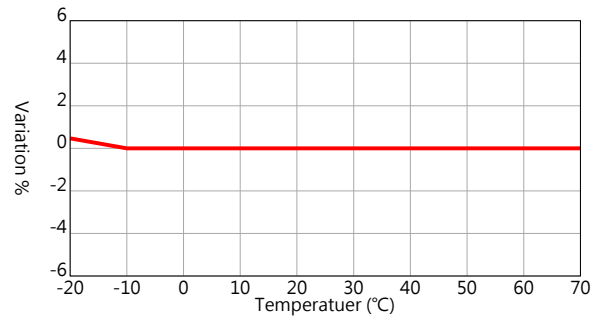


Temperature Character (Tested under frequency of max dB)

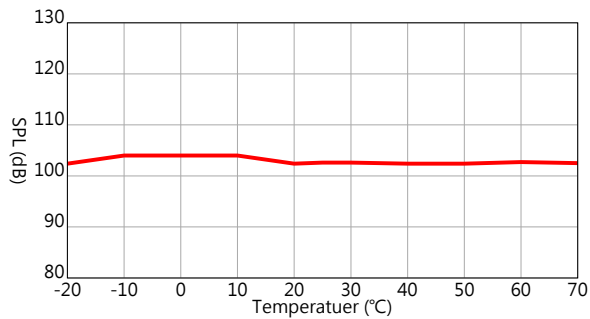
Sensitivity Variation vs. Temperature



Receiver Frequency Shift vs. Temperature



SPL Variation vs. Temperature



Transmitter Center Frequency Shift vs. Temperature

