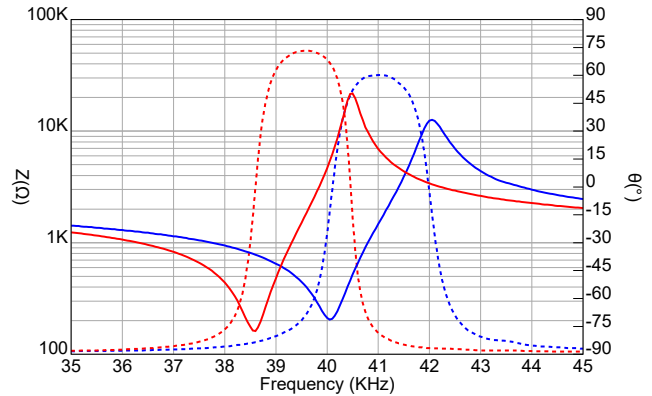




**Impedance/Phase Angle vs. Frequency**

Tested under 1Vrms Oscillation Level

400ER250 Impedance (Red solid line)  
 400ER250 Phase (Red dashed line)  
 400ET250 Impedance (Blue solid line)  
 400ET250 Phase (Blue dashed line)



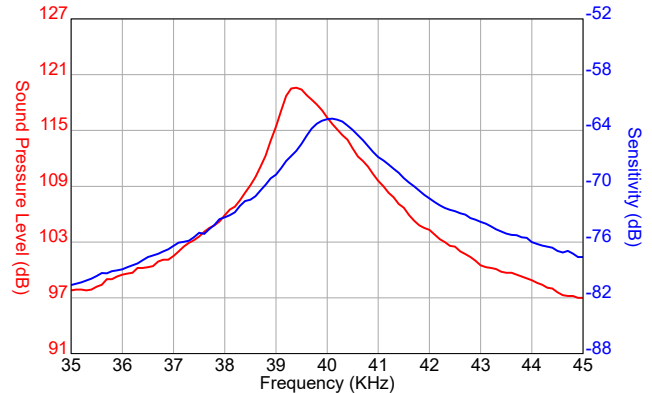
**Specification**

400ET250	Transmitter
400ER250	Receiver
Center Frequency	40.0±1.0KHz
Bandwidth (-6dB)	400ET250 1.0KHz 400ER250
Transmitting Sound Pressure Level at 40.0KHz; 0dB re 0.0002μbar per 10Vrms at 30cm	115dB min. 107 dB min. for SUS316
Receiving Sensitivity at 40.0KHz 0dB = 1 volt/μbar	-70dB min. -72 dB min. for SUS316
Capacitance at 1KHz	±20% 2800 pF
Max. Driving Voltage (cont.)	20Vrms
Total Beam Angle	-6dB 30° typical
Operation Temperature	-30 to 70°C
Storage Temperature	-40 to 80°C

All specification taken typical at 25°C  
 Closer frequency tolerance can be supplied upon request.

**Sensitivity/Sound Pressure Level**

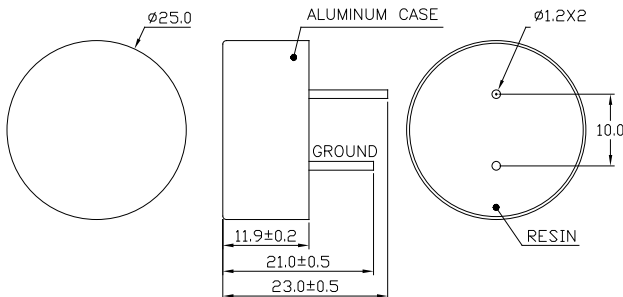
Tested under 10Vrms @30cm



Model available:

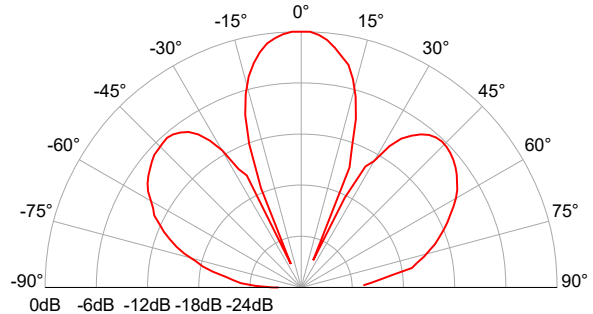
1	400ET/R250	Aluminum Housing
2	400ET/R25B	Black Alum. Housing
3	400ET/R25S	SUS316 Housing

**Dimensions:** dimensions are in mm



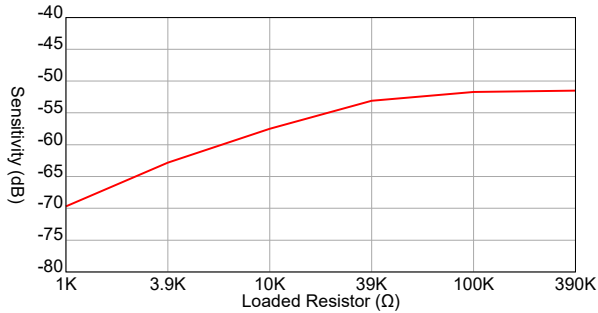
**Beam Angle**

Tested at 40.0KHz Frequency

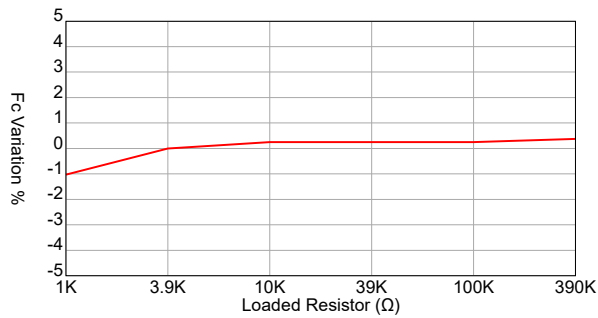


**400ER250 Receiver**

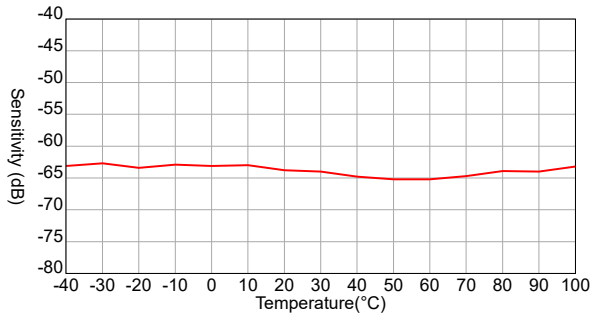
**Sensitivity Variation vs. Loaded Resistor**



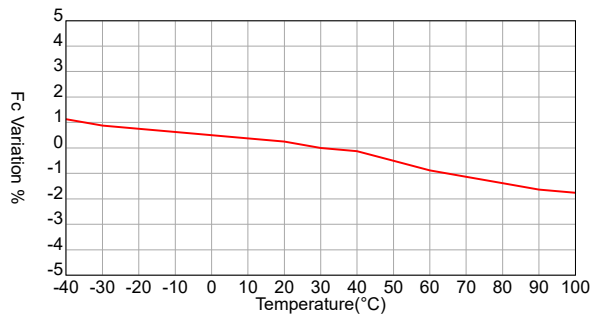
**Center Frequency Shift vs. Loaded Resistor**



**Sensitivity Variation vs. Temperature**

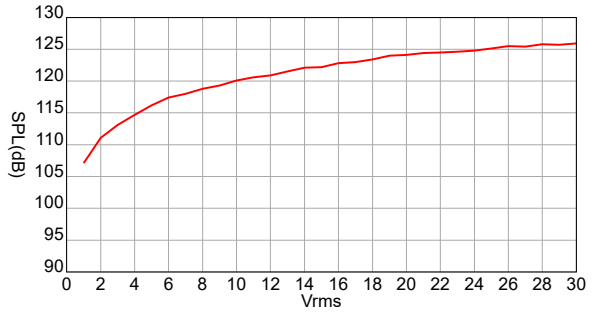


**Center Frequency Shift vs. Temperature**

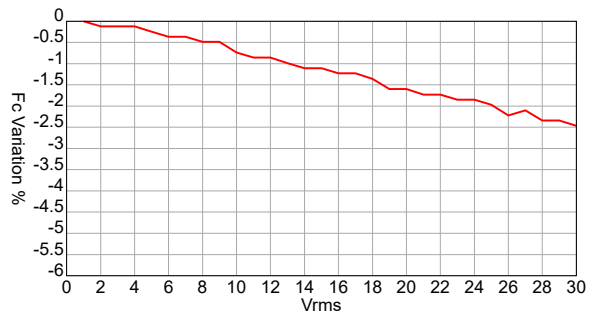


**400ET250 Transmitter**

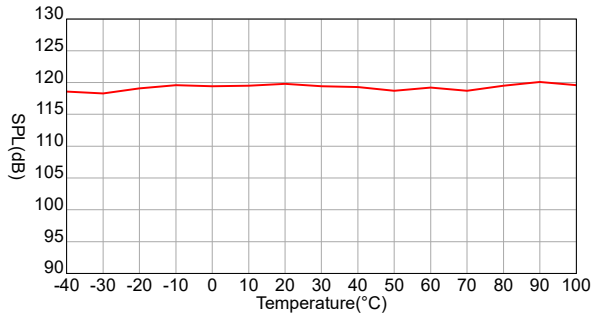
**SPL Variation vs. Driving Voltage**



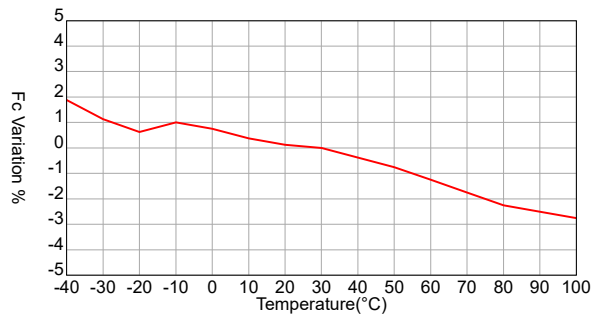
**Center Frequency Shift vs. Driving Voltage**



**SPL Variation vs. Temperature**



**Center Frequency Shift vs. Temperature**



**S. Square Enterprise Company Limited**  
**Pro-Wave Electronics Corporation**

<http://www.pro-wave.com.tw> ; E-mail: [sales@pro-wave.com.tw](mailto:sales@pro-wave.com.tw) ; Tel: 886-2-22465101 ; Fax: 886-2-22465105