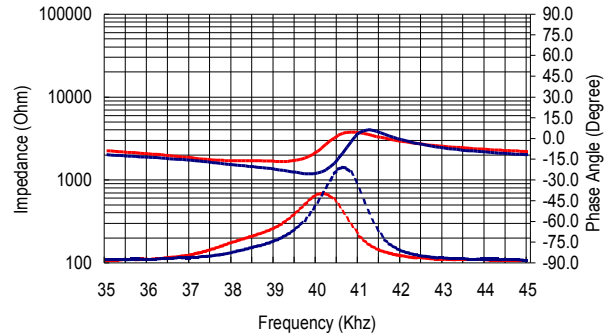




Impedance/Phase Angle vs. Frequency

Tested under 1Vrms Oscillation Level

400SR100 Impedance —————
 400SR100 Phase - - - - -
 400ST100 Impedance —————
 400ST100 Phase - - - - -



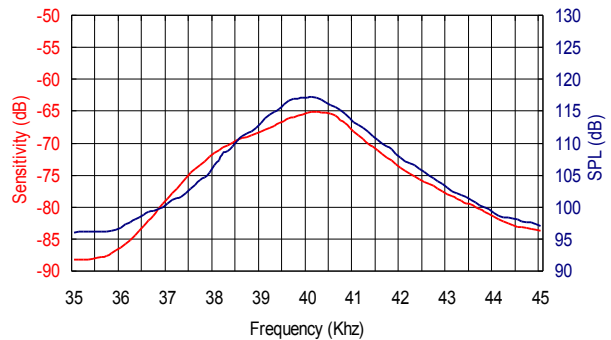
Specification

400ST100	Transmitter
400SR100	Receiver
Center Frequency	40.0±1.0KHz
Bandwidth (-6dB)	400ST10P 2.5KHz 400SR10P 3.0KHz
Transmitting Sound Pressure Level at 40.0KHz; 0dB re 0.0002µbar per 10Vrms at 30cm	112dB min.
Receiving Sensitivity at 40.0KHz 0dB = 1 volt/µbar	-67dB min.
Capacitance at 1KHz	±20% 1900 pF
Max. Driving Voltage (cont.)	10Vrms
Total Beam Angle	-6dB 72° typical
Operation Temperature	-30 to 70°C
Storage Temperature	-40 to 80°C

All specification taken typical at 25°C
 Closer frequency tolerance can be supplied upon request.

Sensitivity/Sound Pressure Level

Tested under 10Vrms @30cm

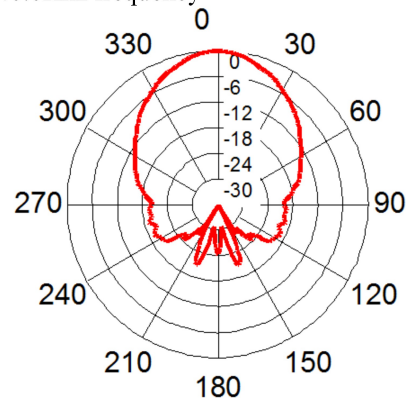


Model available:

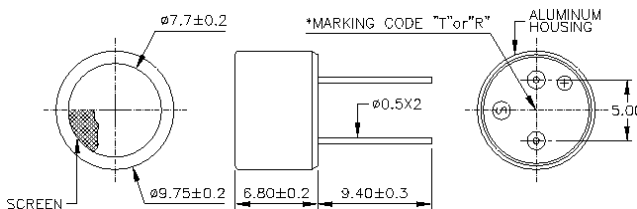
1	400ST/R100	Aluminum Housing
2	400ST/R10P	Plastic Housing

Beam Angle

Tested at 40.0KHz frequency



Dimensions: Dimensions are in mm

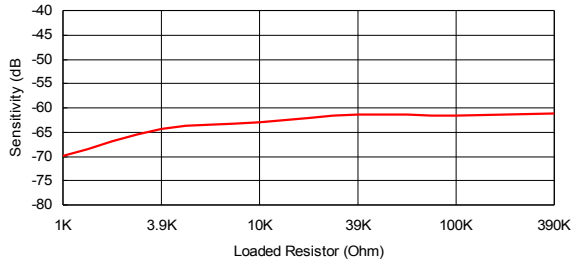


S. Square Enterprise Company Limited
Pro-Wave Electronics Corporation

[Http://www.pro-wave.com.tw](http://www.pro-wave.com.tw) ; E-mail: sales@pro-wave.com.tw ; Tel: 886-2-22465101 ; Fax: 886-2-22465105

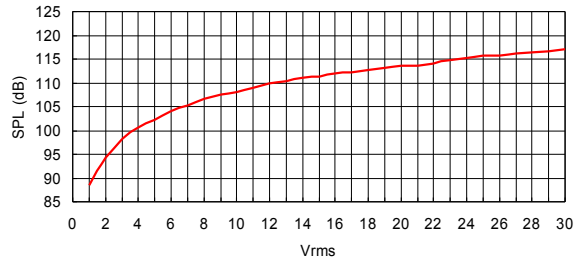
400SR100 Receiver

Sensitivity Variation vs. Loaded Resistor

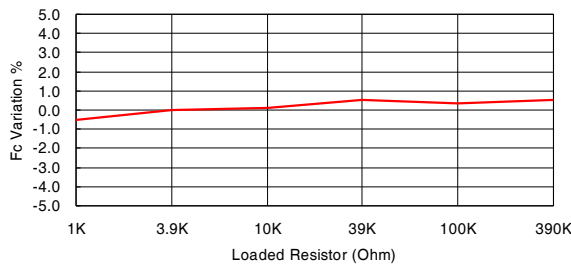


400ST100 Transmitter

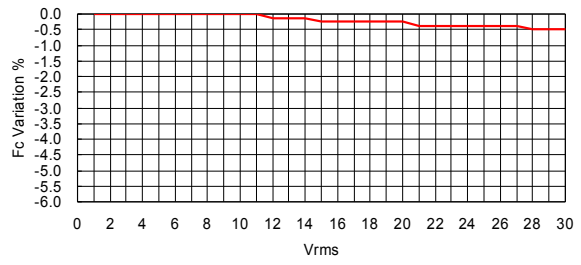
SPL Variation vs. Driving Voltage



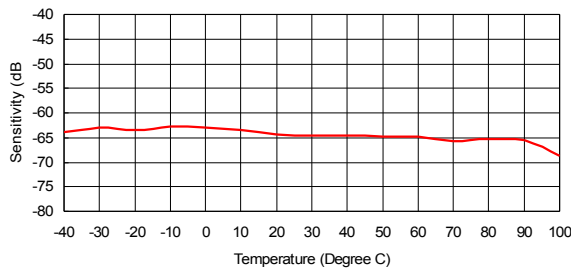
Center Frequency Shift vs. Loaded Resistor



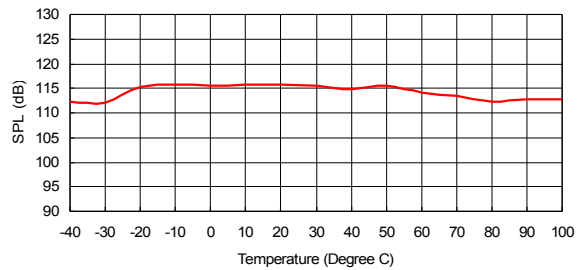
Center Frequency Shift vs. Driving Voltage



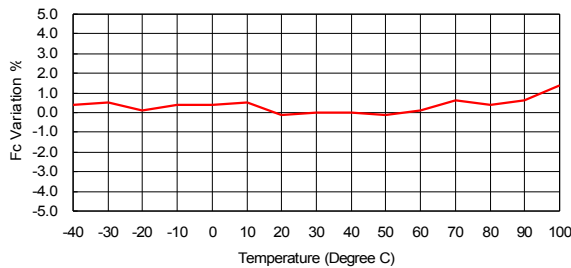
Sensitivity Variation vs. Temperature



SPL Variation vs. Temperature



Center Frequency Shift vs. Temperature



Center Frequency Shift vs. Temperature

