

# UV-C Sensor Probe (DVGW)

## GUVC-T11GC-I8LW6




### Features

- LW6 Probe complies with the standard DVGW W294-3(2006).
- Single Supply Voltage, 3 wire 4-20 mA Current Output, Water Environment (10 bar)

### Applications

Sterilization Lamp Monitoring      Pure UV-C Monitoring



### Case dimensions

Thread/Length for probe hold	Diameter (mm)	Window (mm)	Depth (mm)	Length (mm)	Weight (g)	Body (stainless steel)
M36×1.5p/12 mm	32	24	59	96	545	316-L ( 1.4404 )

### Absolute Maximum Ratings

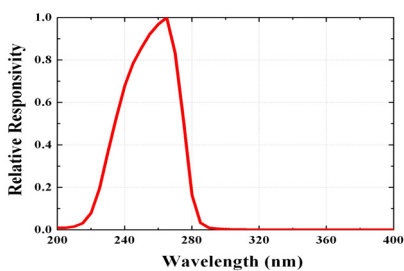
Parameter	Symbol	Value			Unit	Remark
		Min.	Typ.	Max.		
Storage Temperature	T <sub>st</sub>	-40		90	°C	
Operating Temperature	T <sub>op</sub>	-30		85	°C	

### Electro-Optical Characteristics (at 25 °C)

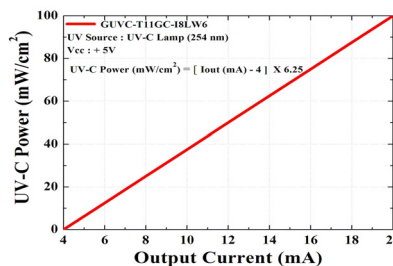
Parameter	Symbol	Value			Unit	Remark
		Min.	Typ.	Max.		
Supply Voltage	V <sub>cc</sub>	9		24	VDC	
Offset Current	I <sub>off</sub>		4		mA	
Spectral Detection Range	λ	220		280	nm	10% of Max.
Output Current	V <sub>out</sub>	4		20	mA	
Detection Power Range	P	0		100	mW/cm <sup>2</sup>	V <sub>cc</sub> = 24 V
Response Time	T		10		ms	

\* Maximum of detection power : 20 mW/cm<sup>2</sup> (Option), 100 mW/cm<sup>2</sup> (Standard), 1000 mW/cm<sup>2</sup> (Option)

### Relative Responsivity



### Output Current along UV power



$$\text{UVC Power (mW/cm}^2\text{)} = (\text{Iout (mA)} - 4) \times 6.25$$