



HORIZONTAL COMPACT SHORT-SWING LIQUID LEVEL SWITCHES

LCS Series

High or low level switching

N.O./N.C. SPST output

Mounted on the side wall of a tank

Certified reed switch (UL component listed)

Body material is acetal and float is polypropylene

Features

- Voltage rating up to 250VAC
- Current rating up to 1.0 amp
- Compact design and low profile
- Cable or integrated connector
- Rapid Push Fit Installation
- EPDM Sealing Grommet

Applications

- Water storage tanks
- Full and/or empty detection
- Pump on/off controls
- Marine bilge and ballast tanks
- Flood detection and prevention
- Coolant level indication
- Livestock watering tanks
- Irrigation systems
- Water treatment plants

The LCS series of point liquid level switch demonstrates a high degree of reliability due to the use of non-reactive wetted components and a unique reed switch designed specifically for level sensing applications. The sensor utilizes a moving float with an embedded magnet to activate a reed switch located in the sensor body. As the liquid level raises the float, it moves a magnet into close proximity of the reed switch and actuates it to give an open contact or closed contact switch indication.

The reliability of this sensor results from a very simple operating principle, a single moving part, media compatible wetted materials, and a unique reed switch design that has a UL recognized component certification.

The sensor quickly mounts into the side wall of a liquid storage tank using a unique push fit design. This is an external configuration. The output is a simple N.O. or N.C. SPST reed switch that utilizes Ruthenium contact points for reliability. Changing from a N.O. output to a N.C. output is done by rotating the switch 180° in the mounting hole. This change can be done in the field. Electrical outputs are a single pair of wires with PVC insulation and a length of 0.5m, or one of three optional integrated connector designs.

[CLICK HERE ›](#)
CONNECT WITH A SPECIALIST

LIQUID LEVEL SWITCH

LCS Series

Absolute Maximum Ratings⁽¹⁾

Parameter	Min	Max	Units	Notes/Conditions
DC contact voltage		200	V	For LCS-01 only Do not exceed 40W
DC contact current		1.0	A	
RMS contact voltage		250	V	
RMS contact current		1.0	A	
DC contact voltage		48	V	For LCS-02, -03, -04 only Do not exceed 40W
DC contact current		1.0	A	
Storage and operating temperature	-30	60	°C	
Fitting pressure	-1.0	0.34	Bar	Internal tank pressure

⁽¹⁾Maximum limits the device will withstand without damage

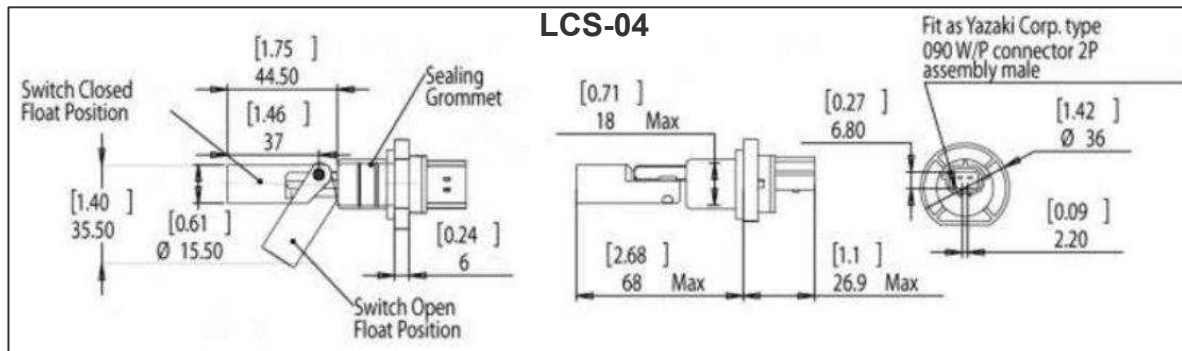
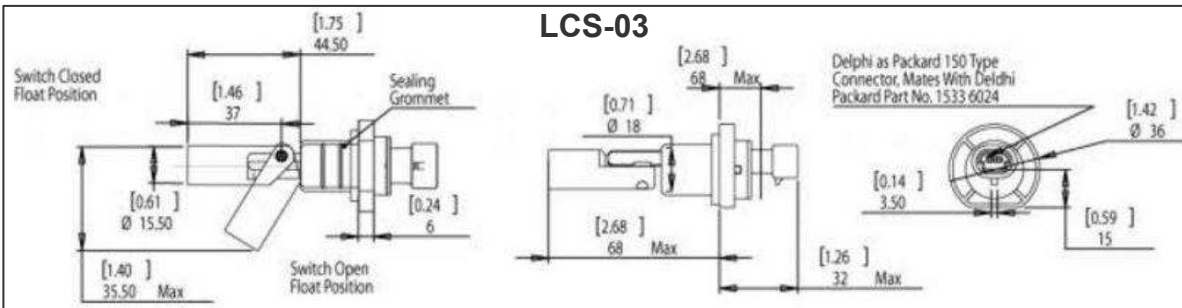
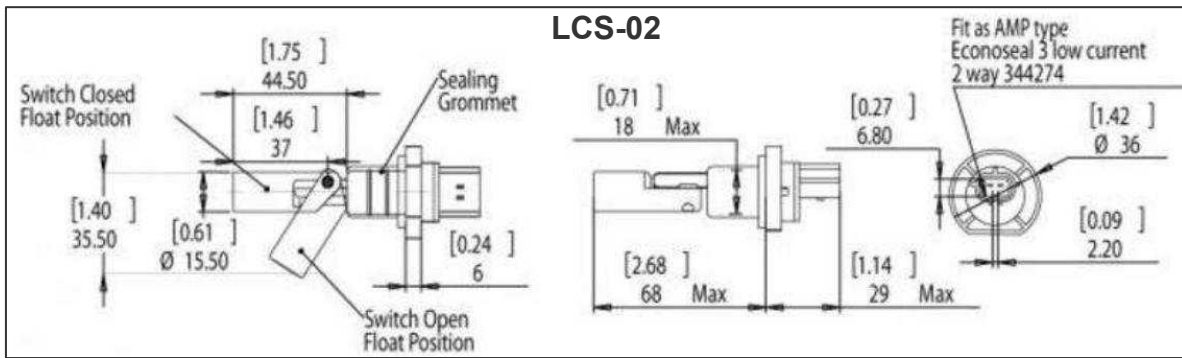
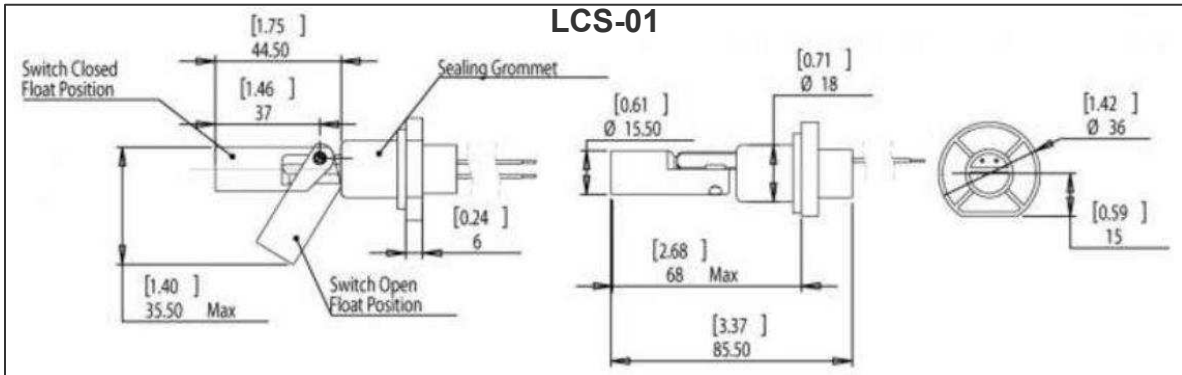
Product Specifications

Parameter	Details & Options
Mounting Orientation	Side entry
Fitting	External push fit grommet
Switch Operation	N.C. when float is horizontal
Contact Forms	Form A (SPST)
Contact Material	Ruthenium
Contact resistance (max)	140 mΩ
Housing Material	Acetal/polypropylene
Float Material	Foamed polypropylene
Cable Description	22 AWG 16/0.2mm PVC insulated, UL/CSA/BS6361 (model LCS-01)
Integrated Connector Design Equivalent to:	LCS-02 TE Connectivity Econoseal 3 P/N 344274 Mating connector – TE Connectivity P/N 344276-1
	LCS-03 Delphi Packard 150 Series Mating connector – Delphi Packard P/N 15336024
	LCS-04 Yazaki 090 W/P 2P male
Shock	±50g 11ms half sign duration
Vibration	±35g 0 – 500Hz
Ambient Humidity	0 – 95% RH (non-condensing)
Ingress Protection	IP68 (wetted surfaces) IP65 (non-wetted surfaces)
Approvals & Certifications	UL file E98428

LIQUID LEVEL SWITCH

LCS Series

Outline Dimensions and Connection Options



LIQUID LEVEL SWITCH

LCS Series

Ordering Information

Model Number
LCS - _ _ _



-01	Switch	SPST Max 100VDC, 250VRMS, 1A, 40W
	Connection	0.5m PVC insulated wire pair
	Mating connector	Not required

-02	Switch	SPST Max 48VDC, 1A, 40W
	Connection	Integral TE Ecoseal connector
	Mating connector	TE Connectivity P/N 344276-1

-03	Switch	SPST Max 48VDC, 1A, 40W
	Connection	Delphi Packard 150 Series
	Mating connector	Delphi Packard P/N 15336024

-04	Switch	SPST Max 48VDC, 1A, 40W
	Connection	Yazaki 090 W/P 2P male
	Mating connector	Yazaki 090 W/P 2P female

[CLICK HERE >](#)
CONNECT WITH A SPECIALIST

NORTH AMERICA
Tel +1 800 522 6752

EUROPE
Tel +31 73 624 6999

ASIA
Tel +86 0400 820 6015

te.com/sensors

TE Connectivity, TE, TE Connectivity (logo) and Every Connection Counts are trademarks. All other logos, products and/or company names referred to herein might be trademarks of their respective owners

The information given herein, including drawings, illustrations and schematics which are intended for illustration purposes only, is believed to be reliable. However, TE Connectivity makes no warranties as to its accuracy or completeness and disclaims any liability in connection with its use. TE Connectivity's obligations shall only be as set forth in TE Connectivity's Standard Terms and Conditions of Sale for this product and in no case will TE Connectivity be liable for any incidental, indirect or consequential damages arising out of the sale, resale, use or misuse of the product. Users of TE Connectivity products should make their own evaluation to determine the suitability of each such product for the specific application.

© 2020 TE Connectivity Corporation. All Rights Reserved.

10//2020

