





MIDORI's Compact Angle Sensor

CP-20H



Concept	Small size	×	Long Life	×	Dual Output
Future	<p>Φ22×H12.5 Metal housing</p> <p>⇒Help for down-sizing of the machine</p>		<p>Contactless Angle Sensor</p> <p>⇒Rotational Life 100 Mil. Revolution</p>		<p>Output types, Cross or Parallel are available</p>

Contactless type~
Long Life & High Durability








<p style="text-align: center;">Contact type</p>  <p>Output of contact type is changed by sliding the contact on the resistive track</p>	<p style="text-align: center;">Contactless type</p>  <p>Contactless type has no wear at the detecting part so that rotational life is highly longer.</p>	<p>Noiseless Output noise is not occurred during operation.</p> <p>Low torque Shaft rotational torque is extreme low so shaft movement is very smooth without power.</p>
--	--	--

MAIN APPLICATIONS

Market	User	Installed	Application
Converting	A Film Manufacturing Equipment maker	Winding device	Dancer roll control
Control device	A Bike parking facility maker	Gate system at Bick packing lot	Opening/Closing control of entrance gate
Medical & Healthcare	A Healthcare device maker	Electric wheelchair	Lever control
Amusement	A Gaming machine maker	Motorcycle simulator	Detecting throttle position angle
Amusement	A Gaming machine maker	Vehicle driving simulator	Handle angle control

⇒For details, please refer "Usage Case" flyers.

Finding a solution to problem by using CP-20H

<u>Problem</u>	Customer	<u>Wish</u>	MIDORI's Suggestion
Rotational torque of the sensor is too heavy.		Want to have low torque type for measuring a minute rotational angle.	Rotational torque of CP-20H (Ball bearing type) is very low, 2mN-m.
Soldering work to terminals is difficult and it takes time.		Want to improve working efficiency.	CP-20H is cable type. It helps for improving working efficiency.
The sensor has to be changed often because of shorter rotational life.		Want to have longer rotational life sensor.	CP-20H is contactless type so that it is long rotational life.
The sensor often does not work by water invasion from the shaft side.		Want to have water-proof sensor.	CP-20H has IP65 (Shaft side) types.
We had to use 2 sensors for 2 output types, CW & CCW increase.		Want to use one sensor which has dual output with CW & CCW increase.	Dual output type of CP-20H is CW & CCW output (Cross output) by one sensor.
Some different angle types of sensors are needed.		Want to use different angle types of same sensor in many places.	CP-20H has variation of Angle 20°~360° .
The sensor which we have used cannot be measured wider angle.		Want to use the sensor which can be measured 360° angle.	CP-20H can be measured 360°.

Please contact ;

MIDORI PRECISIONS CO.,LTD.

3-2-8, Shinmeidai Hamurashi,

Tokyo 205-0023, JAPAN

Tel: +81-42-554-5650

E-mail: overseas@midori.co.jp



MIDORI PRECISIONS
www.midori.co.jp